

QUARTERBACK
CRAIG MORTON

CAL HISTORY

HISTORY OF CAL FOOTBALL

CAL CELEBRATES 122 YEARS OF FOOTBALL

GOLDEN BEARS BOAST .557 ALL-TIME WINNING PERCENTAGE AS ONE OF COLLEGE FOOTBALL'S STORIED PROGRAMS

Most people today recognize the University of California as one of the world's great academic institutions. The school's faculty has won 18 Nobel Prizes during its history and currently features more Guggenheim Fellows (141) than any other college in the United States. For a third straight year, *U.S. News & World Report* selected the Berkeley campus as its No. 1 rated public university in the nation.


But what many people may not realize is that Cal football also enjoys a rich heritage that dates back to 1882. As the Golden Bears celebrate their 122nd year of football competition this fall, consider the following:

- *Cal has played more football seasons than any other school on the West Coast.*
- *Cal has posted an all-time NCAA record of 574-449-51 for a winning percentage of .558. The Golden Bears' 573 victories ranks 33rd among all Division I-A schools, ahead of such respected programs as Boston College, Wisconsin, Maryland, Illinois, Stanford, Purdue, Oregon, UCLA and Miami (Fla.).*
- *The Bears have won 13 conference championships and have played in eight Rose Bowls in their history.*
- *Cal features 21 members of the National Football Foundation Hall of Fame, one of the highest honors accorded a collegiate football player. Former quarterback Joe Kapp was the most recent Bear to be inducted in 2004.*
- *Led by "The Wonder Team," which won 18 straight games in 1920-21, Cal once went 50 consecutive games (46-0-4) without a defeat from 1920-25 – an achievement that still ranks No. 3 all-time in NCAA annals.*
- *"The Thunder Team" of 1937 claimed the national championship with a 10-0-1 mark, displaying one of the top defenses in college football history. Cal allowed only 33 points and 1,126 total yards for the entire '37 season.*
- *The Cal teams of 1947-50, coached by the legendary Lynn "Pappy" Waldorf, reeled off a 33-game regular season victory streak. Dubbed "Pappy's Boys," the Bear clubs of 1948-50 earned three straight trips to the Rose Bowl.*
- *Walter Gordon, one of the first African-Americans to play major college football, was a Cal tackle from 1916-18 and later was inducted into the National Football Foundation Hall of Fame in 1975.*

While the Golden Bears certainly shined in the first half of the 20th Century, Cal has also enjoyed its share of sterling performers in more recent years.

The past two years, Jeff Tedford has orchestrated one of the greatest turnarounds in college football. Inheriting a 1-10 club from the previous coaching staff, Tedford and the 2002 Golden Bears made a six-game upgrade in posting a 7-5 mark in 2002, and followed that with an 8-6 record and 52-49 victory over Virginia Tech in the 2003 Insight Bowl.

California has been perennially ranked among the nation's Top 20 in former players currently in the NFL. During the season last year, Cal had 28 alumni on NFL rosters,



**Quarterback
Kyle Boller was
selected 19th
overall in the 2002
NFL draft by the
Baltimore Ravens.**



Above, legendary coach Pappy Waldorf led the Golden Bears to three consecutive Rose Bowl appearances from 1948-1950.

tied for first (with USC) in the Pac-10 and tied for 12th in the country. The Bears have developed 20 NFL first-round draft picks over the years, including nine who remain active in the league—including two off of Cal's 2002 squad in quarterback Kyle Boller (19th, Ravens) and defensive Nnamdi Asomugha (31st, Raiders). The other seven active first-rounders include Andre Carter (2001, 7th overall, 49ers), Deltha O'Neal (2000, 15th, Broncos), Tony Gonzalez (1997, 13th, Chiefs), Tarik Glenn (1997, 19th, Colts), Regan Upshaw (1996, 12th, Buccaneers), Duane Clemons (1996, 16th, Vikings), Todd Steussie (1994, 19th, Vikings) and Sean Dawkins (1993, 16th, Colts).

The University of California also is one of only three colleges to boast three quarterbacks who have started in a Super Bowl game. Former Cal QBs Joe Kapp, Craig Morton and Vince Ferragamo earned such honors, while Notre Dame's Darryle Lamonia, Joe Theisman and Joe Montana, and Alabama's Bart Starr, Joe Namath and Ken Stabler also drew Super Bowl opening assignments. A fourth Cal signal-caller – Gale Gilbert – appeared on a Super Bowl team roster but did not play.

Cal's tradition of great quarterbacks doesn't end with those four men, however. Others who have worn the Blue & Gold

include Steve Bartkowski, Joe Roth, Mike Pawlawski, Rich Campbell, Gale Gilbert, Troy Taylor, and of course, Boller. On the receiving end of many of those passes were the likes of Dameane Douglas – who set a Pac-10 record with 100 receptions in 1998 – and future NFL All-Pros Dawkins, Gonzalez, Matt Bouza and Wesley Walker.

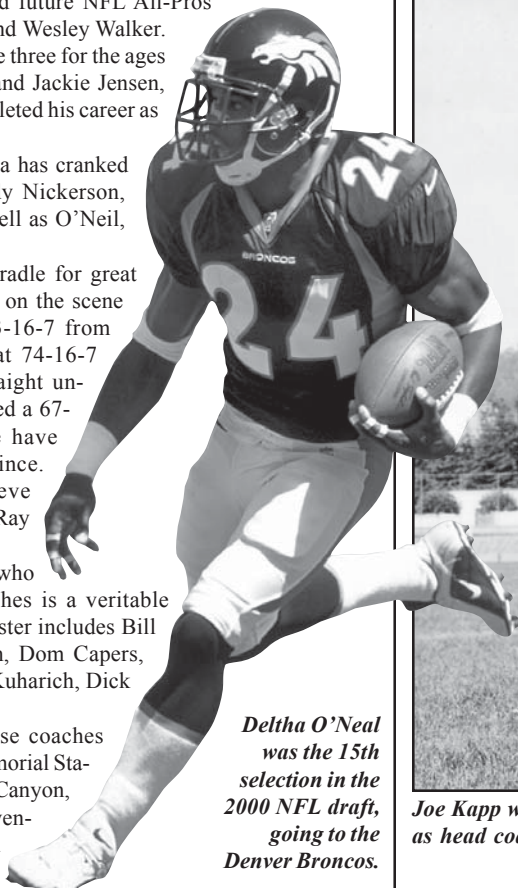
The Bears' running backs include three for the ages in Chuck Muncie, Russell White and Jackie Jensen, while two years ago Joe Igber completed his career as the school's No. 2 all-time rusher.

On the defensive side, California has cranked out such future pro stars as Hardy Nickerson, Ron Rivera and Ken Harvey, as well as O'Neil, Carter and Upshaw.


But mostly, Cal has been the cradle for great head coaches. While three arrived on the scene early – James Schaeffer went 73-16-7 from 1909-15, Andy Smith followed at 74-16-7 from 1916-25 (including five straight unbeaten seasons), and Waldorf posted a 67-32-4 mark from 1947-56 – there have been many noteworthy leaders since. They include Bruce Snyder, Steve Mariucci, Marv Levy, Mike White, Ray Willsey and Joe Kapp.

And the list of assistant coaches who became college or pro head coaches is a veritable "who's who" in the sport. The register includes Bill Walsh, John Ralston, Jim Hanifan, Dom Capers, Paul Hackett, Mouse Davis, Lary Kuharich, Dick Stanfel and Al Saunders.


The backdrop for many of those coaches and players has been California Memorial Stadium, located in idyllic Strawberry Canyon, nestled in the Berkeley hills. The venerable 81-year-old venue was named the best place to watch college foot-



Deltha O'Neal was the 15th selection in the 2000 NFL draft, going to the Denver Broncos.



Joe Kapp was a star quarterback for Cal from 1956-58 and led the Bears as head coach from 1982-86.



Russell White is Cal's all-time leading rusher with 3,367 yards and a 5.1 yards-per-carry average during his three years in Berkeley.

ball in *Sports Illustrated's* 1997 special edition on the top 50 college athletic departments in the country.

A new era began at Cal in 2002, as Jeff Tedford assumed the reins as the Bears' first-year head football coach. Tedford's first season at the helm was chock-full of superlatives, as he directed the Golden Bears to their first winning season in nine years and their first Big Game win over Stanford in eight years, while earning Pac-10 Coach of the Year honors.

And this past year, he reinforced his gilded reputation by leading one of the nation's least-experienced clubs to a third-place standing in the Pac-10, an 8-6 overall record and the school's first bowl win in 10 years.



Dameane Douglas set a Pac-10 record with 100 receptions in 1998.

122 YEARS OF CAL FOOTBALL

YEAR	OVERALL			COACH
	W-L-T	PF	PA	
1882-83*	2-1-1	24	13	None
1884*	2-0-0	27	0	
1885*	4-0-1	23	0	
1886	6-2-1	88	35	O.S. Howard
1887	4-0-0	66	12	None
1888	6-1-0	104	10	
1889	Games cancelled due to excessive rains			
1890	4-0-0	45	4	
1891	0-1-0	0	36	
1892 Sp	4-2-0	82	24	
1892 Fa	2-1-1	44	34	Thomas McClung
1893	5-1-1	110	60	W.W. Heffelfinger
1894	0-1-2	12	18	Charles Gill
1895	3-1-1	46	10	Frank Butterworth
1896	6-2-2	150	56	
TOTALS	9-3-3	196	66	Frank Butterworth
1897	0-3-2	8	58	Charles P. Nott
1898	8-0-2	221	5	Garrett Cochran
1899	7-1-1	142	2	
TOTALS	15-1-3	363	7	Garrett Cochran
1900	4-2-1	53	7	Addison Kelly
1901	9-0-1	106	15	Frank Simpson
1902	8-0-0	168	12	James Whipple
1903	6-1-2	128	12	
TOTALS	14-1-2	296	24	James Whipple
1904	6-1-1	75	24	James Hopper
1905	4-1-2	75	12	J.W. Knibbs
1906*	2-4-0	19	20	Oscar Taylor
1907*	4-3-0	67	42	
1908*	7-3-1	114	46	
TOTALS	13-10-1	200	108	Oscar Taylor
1909*	12-3-1	268	57	James Schaeffer
1910*	12-0-2	279	27	
1911*	11-2-1	256	34	
1912*	10-2-1	144	58	
1913*	6-3-3	105	110	
1914*	14-1-0	276	60	
1915	8-5-0	242	184	
TOTALS	73-16-8	1570	530	James Schaeffer

COACHING SUMMARY

Coach (Years)	W	L	T	PCT
Frank Simpson (1901)	9	0	1	.950
James Whipple (1902-03)	14	1	2	.882
Garrett Cochran (1898-99)	15	1	3	.868
James Hooper (1904)	6	1	1	.813
Andy Smith (1916-25)	74	16	7	.799
James Schaeffer (1909-15)	73	16	8	.794
W.W. Heffelfinger (1892)	5	1	1	.786
O.S. Howard (1886)	6	2	1	.722
J.W. Knibbs (1905)	4	1	2	.714
Frank Butterworth (1895-96)	9	3	3	.700
Lynn Waldorf (1947-56)	67	32	4	.670
Bill Ingram (1931-34)	27	14	4	.644
Addison Kelly (1900)	4	2	1	.643
Thomas McClung (1892)	2	1	1	.625
Nibs Price (1926-30)	27	17	3	.606
Stub Allison (1935-44)	58	42	2	.578
Jeff Tedford (2002-)	15	11	0	.577
Oscar Taylor (1906-08)	13	10	1	.563
Bruce Snyder (1987-91)	29	24	4	.544
Mike White (1972-77)	34	31	1	.523
Steve Mariucci (1996)	6	6	0	.500
Ray Willsey (1964-71)	40	42	1	.488
Buck Shaw (1945)	4	5	1	.450
Keith Gilbertson (1992-95)	20	26	0	.435
Roger Theder (1978-81)	17	28	0	.378
Joe Kapp (1982-86)	20	34	1	.373
Charles Gill (1894)	0	1	2	.333
Pete Elliott (1957-59)	10	21	0	.323
Marv Levy (1960-63)	8	29	3	.238
Frank Wickhorst (1946)	2	7	0	.222
Tom Holmoe (1997-01)*	12	43	0	.218
Charles Nott (1897)	0	3	2	.200

* includes four forfeits in 1999 for use of ineligible players

* indicates rugby played instead of football

YEAR	OVERALL			CONFERENCE			FINISH	COACH
	W-L-T	PF	PA	W-L-T	PF	PA		
1916	6-4-1	192	103	0-3-0	24	66	4 PCC	Andy Smith
1917	5-5-1	149	104	2-1-0	41	24	2 PCC	
1918	7-2-0	187	62	2-0-0	73	0	1 PCC	
1919	6-2-1	147	64	2-2-0	35	45	3t PCC	
1920	9-0-0	510	14	3-0-0	104	7	1t PCC	
1921	9-0-1	312	33	4-0-0	167	10	1t PCC	
1922	9-0-0	398	34	4-0-0	146	7	1t PCC	
1923	9-0-1	182	7	5-0-0	66	7	1t PCC	
1924	8-0-2	162	51	2-0-2	54	34	2 PCC	
1925	6-3-0	192	56	2-2-0	77	41	5 PCC	
TOTALS	74-16-7	2431	528	26-8-2	787	241		Andy Smith
1926	3-6-0	105	167	0-5-0	33	129	9 PCC	Nibs Price
1927	7-3-0	184	64	2-3-0	55	45	5t PCC	
1928	6-2-2	141	36	3-0-2	45	16	2 PCC	
1929	7-1-1	155	78	4-1-0	95	46	3t PCC	
1930	4-5-0	87	170	1-4-0	46	144	8t PCC	
TOTALS	27-17-3	672	515	10-13-2	274	380		Nibs Price
1931	8-2-0	106	41	4-1-0	50	13	2 PCC	Bill Ingram
1932	7-3-2	169	89	2-2-1	37	46	5t PCC	
1933	6-3-2	161	39	2-2-2	51	19	6 PCC	
1934	6-6-0	176	110	3-2-0	69	37	5 PCC	
TOTALS	27-14-4	612	279	11-7-3	207	115		Bill Ingram



Nibs Price

YEAR	OVERALL			CONFERENCE			FINISH	COACH
	W-L-T	PF	PA	W-L-T	PF	PA		
1935	9-1-0	163	22	4-1-0	55	22	1t PCC	Stub Allison
1936	6-5-0	147	74	4-3-0	87	51	4 PCC	
1937	10-0-1	214	33	6-0-1	137	26	1 PCC, 2 AP	
1938	10-1-0	219	44	6-1-0	107	37	1t PCC, 14 AP	
1939	3-7-0	93	134	2-5-0	58	107	8 PCC	
1940	4-6-0	84	128	3-4-0	75	68	6 PCC	
1941	4-5-0	107	71	3-4-0	76	58	7 PCC	
1942	5-5-0	98	107	3-4-0	74	94	7 PCC	
1943	4-6-0	99	143	2-2-0	26	26	2 PCC	
1944	3-6-1	78	149	1-3-1	19	78	4 PCC	
TOTALS	58-42-2	1302	905	34-27-2	714	567		Stub Allison
1945	4-5-1	93	107	2-4-1	55	81	6 PCC	Buck Shaw
1946	2-7-0	112	169	1-6-0	85	128	9 PCC	Frank Wickhorst
1947	9-1-0	275	111	5-1-0	135	84	2t PCC, 15 AP	Pappy Waldorf
1948	10-1-0	291	100	6-0-0	155	40	1t PCC, 4 AP	
1949	10-1-0	319	131	7-0-0	220	80	1 PCC, 3 AP	
1950	9-1-1	224	90	5-0-1	124	28	1 PCC, 5 AP, 4 UPI	
1951	8-2-0	307	166	5-2-0	183	152	3 PCC, 12 AP	
1952	7-3-0	247	127	3-3-0	109	80	4 PCC	
1953	4-4-2	220	170	2-2-2	127	98	4 PCC	
1954	5-5-0	249	177	4-3-0	178	129	4 PCC	
1955	2-7-1	107	216	1-5-1	60	162	7t PCC	
1956	3-7-0	135	181	2-5-0	95	142	8 PCC	
TOTALS	67-32-4	2374	1469	40-21-4	1386	995		Pappy Waldorf
1957	1-9-0	109	176	1-6-0	97	123	7t PCC	Pete Elliott
1958	7-4-0	207	200	6-1-0	127	85	1 PCC, 16 AP	
1959	2-8-0	115	223	1-3-0	39	70	4 AAUW	
TOTALS	10-21-0	431	599	8-10-0	263	278		Pete Elliott
1960	2-7-1	93	195	1-3-0	38	92	4 AAUW	Marv Levy
1961	1-8-1	118	268	1-3-0	57	97	4t AAUW	
1962	1-9-0	143	247	0-4-0	35	115	6 AAUW	
1963	4-5-1	195	213	1-3-0	74	103	5 AAUW	
TOTALS	8-29-3	549	923	3-13-0	204	407		Marv Levy
1964	3-7-0	152	187	0-4-0	61	93	8 AAUW	Ray Willsey
1965	5-5-0	125	194	2-3-0	50	112	5t AAUW	
1966	3-7-0	131	197	2-3-0	76	102	5 AAUW	
1967	5-5-0	155	195	2-3-0	79	107	6 AAUW	
1968	7-3-1	243	114	2-2-1	99	85	4 Pac-8	
1969	5-5-0	180	182	2-4-0	101	123	6 Pac-8	
1970	6-5-0	272	249	4-3-0	166	123	2t Pac-8	
1971	6-5-0	186	262	4-3-0	109	156	3t Pac-8	
TOTALS	40-42-1	1444	1580	18-25-1	741	901		Ray Willsey
1972	3-8-0	228	314	3-4-0	163	208	5 Pac-8	Mike White
1973	4-7-0	245	380	2-5-0	168	272	5t Pac-8	
1974	7-3-1	276	213	4-2-1	184	148	3t Pac-8	
1975	8-3-0	330	233	6-1-0	235	133	1t Pac-8, 14 AP, 15 UPI	
1976	5-6-0	230	226	3-4-0	115	124	4t Pac-8	
1977	7-4-0	300	211	3-4-0	169	156	4 Pac-8	
TOTALS	34-31-1	1609	1577	21-20-1	1034	1041		Mike White
1978	6-5-0	236	289	3-4-0	124	204	6t Pac-10	Roger Theder
1979	6-6-0	257	194	5-4-0	217	142	5 Pac-10	
1980	3-8-0	194	328	3-5-0	149	223	9 Pac-10	
1981	2-9-0	197	287	2-6-0	132	204	8 Pac-10	
TOTALS	17-28-0	884	1098	13-19-0	622	773		Roger Theder
1982	7-4-0	220	233	4-4-0	135	209	6 Pac-10	Joe Kapp
1983	5-5-1	242	227	3-4-1	179	173	8 Pac-10	
1984	2-9-0	150	264	1-8-0	104	219	10 Pac-10	
1985	4-7-0	233	265	2-7-0	146	212	10 Pac-10	
1986	2-9-0	145	325	2-7-0	116	269	9 Pac-10	
TOTALS	20-34-1	990	1314	12-30-1	680	1082		Joe Kapp
1987	3-6-2	239	267	2-3-2	137	170	8 Pac-10	Bruce Snyder
1988	5-5-1	243	244	1-5-1	109	188	10 Pac-10	
1989	4-7-0	200	288	2-6-0	151	222	10 Pac-10	
1990	7-4-1	325	341	4-3-1	221	228	4 Pac-10	
1991	10-2-0	443	239	6-2-0	237	164	2t Pac-10, 8 AP, 7 USA Today	
TOTALS	29-24-4	1450	1379	15-19-4	855	972		Bruce Snyder
1992	4-7-0	284	284	2-6-0	197	204	9 Pac-10	Keith Gilbertson
1993	9-4-0	411	303	4-4-0	183	244	4t Pac-10, 25 AP, 24 USA Today	
1994	4-7-0	212	248	3-5-0	130	205	5t Pac-10	
1995	3-8-0	243	286	2-6-0	170	221	8t Pac-10	
TOTALS	20-26-0	1150	1121	11-21-0	680	874		Keith Gilbertson
1996	6-6-0	382	407	3-5-0	224	288	5t Pac-10	Steve Mariucci
1997	3-8-0	295	339	1-7-0	186	259	9 Pac-10	Tom Holmoe
1998	5-6-0	183	251	2-6-0	153	205	7 Pac-10	
1999	0-11-0*	180	254	0-8-0*	131	164	6t Pac-10	
2000	3-8-0	246	295	2-6-0	204	240	8t Pac-10	
2001	1-10-0	201	431	0-8-0	148	333	10 Pac-10	
TOTALS	12-43-0	1105	1570	5-35-0	822	1201		Tom Holmoe
* due to use of ineligible players, four games forfeited in 1999								
2002	7-5-0	427	318	4-4-0	256	238	4t Pac-10	Jeff Tedford
2003	8-6-0	457	341	5-3-0	267	170	3t Pac-10	
TOTALS	15-11	884	659	9-7-0	523	408		Jeff Tedford



Pappy Waldorf



Mike White



Bruce Snyder

	W-L-T	PCT	PF	PA
NCAA				
Recognized	574-449-51	.558	20,439	16,829
Rugby	86-22-11	.769	1,602	467
Totals	W-L-T	PCT	PF	PA
All-Time	656-471-62	.578	22,041	17,296
Conference	246-286-21	.464	10,156	10,732
Collegiate	467-423-35	.524	18,294	17,160

INTERCOLLEGIATE RECORDS

OPPONENT	W-L-T	PF	PA	FIRST/LAST	NOTES
Air Force	4-2-0	128	85	1961-2002	
Alabama	1-1-0	13	66	1937-1973	Cal: 1938 Rose Bowl win
Arizona	10-11-2	561	591	1978-2003	13 of last 15 decided by 12 points or less
Arizona State	11-13-0	495	687	1976-2003	Cal: 50+ points in last 2 games
Arkansas	0-1-0	20	51	1971	Only game in Little Rock
Army	2-4-0	117	90	1960-1980	
Baylor	1-2-0	76	54	1953-2002	All three games in Berkeley
Boston College	0-1-0	15	21	1986	
BYU	0-2-0	44	82	1999-2001	Cal: returned 2 ints. for TDs in '99
UC Davis	8-0-0	293	20	1932-1939	All games in Berkeley
Carlisle	0-1-0	0	2	1899	Cal: first intersectional game
Clemson	1-0-0	37	13	1991	Citrus Bowl victory - Jan. 1, 1992
Colorado	2-2-0	78	71	1968-1982	Cal: won Joe Kapp's debut in 1982
Colorado State	0-1-0	21	23	2003	
Duke	0-1-1	29	43	1962-1963	
Florida	0-2-0	30	62	1974-1980	Both games in Florida
Fresno State	0-2-0	27	42	1995-2000	
Georgia	0-2-0	37	63	1976-1981	Both games in Athens
Georgia Tech	4-3-0	107	69	1928-1978	Cal: 1929 Rose Bowl loss
Hawaii	2-2-0	66	65	1934-1994	First three meetings in Honolulu
Houston	2-0-0	49	13	1997-1998	Cal won '97 opener in Astrodome
Idaho	4-0-0	90	19	1931-1934	All games in Berkeley
Illinois	2-7-0	148	208	1955-2003	Both Cal wins in Champaign
Indiana	2-0-0	73	28	1969-1970	
Iowa	1-3-0	68	111	1958-1993	Cal: 1993 Alamo Bowl win
Iowa State	1-0-0	15	8	1963	
Kansas	3-2-0	124	130	1961-1988	Cal: 3 straight wins
Kansas State	0-1-0	28	42	2003	
Louisiana Tech	0-1-0	34	41	1997	Game played in Shreveport, La.
Miami	1-2-0	36	90	1964-1990	
Michigan	2-6-0	74	150	1940-1980	Michigan: 2 straight wins
Michigan State	1-2-0	58	73	1957-2002	Cal: won last meeting, 46-22
Minnesota	2-2-0	147	85	1951-1987	Minn.: won last meeting, 32-23
Missouri	4-2-1	167	150	1952-1985	Cal: 2 straight wins
Montana	5-0-0	205	45	1927-1947	All games in Berkeley
Navy	3-2-0	106	90	1947-1996	Navy: won 1996 Aloha Bowl
Nebraska	0-3-0	29	105	1978-1999	
Nevada	22-1-1	1031	85	1899-1996	Cal: 12 straight wins
New Mexico State	1-0-0	34	13	2002	
Northwestern	0-1-0	14	20	1948	1949 Rose Bowl
Notre Dame	0-4-0	27	138	1959-1967	
Occidental	2-1-0	94	14	1916-1919	
Ohio State	1-5-0	95	141	1920-1972	OSU: 5 straight wins
Oklahoma	2-2-0	83	103	1954-1998	Cal: 2 straight wins
Oregon	35-29-2	1264	1027	1899-2003	Cal: came back from 30 points down in '93
Oregon State	31-25-0	1204	821	1905-2003	OSU: won last 5
Pacific	12-3-0	403	110	1934-1991	Cal: won 7 of last 8
Pennsylvania	7-0-0	169	34	1924-1955	
Penn State	1-3-0	73	106	1961-1966	
Pittsburgh	2-3-0	90	103	1955-1966	Cal: won last meeting, 30-15
Pomona College	3-0-0	66	0	1904-1925	
Purdue	1-1-0	56	59	1991-1992	Both games decided by at least 24 points
Rice	1-1-0	31	49	1969-1970	Home team victories
Rutgers	2-0-0	41	17	1999-2001	2001: Game moved to Nov. 23 from Sept. 15
St. Mary's	28-8-2	945	265	1898-1950	Cal: 127-0 win in 1920
San Diego State	3-3-0	158	145	1982-1996	Teams played for 4th straight year in '96
San Francisco	2-0-0	45	7	1943-1950	Both games in Berkeley
San Jose State	29-6-0	1084	514	1899-1996	Cal: 9 straight wins
Santa Clara	17-5-0	461	159	1913-1952	Cal: 6 straight wins
Southern California	30-56-5	1149	1959	1912-2003	Cal: won in 3OT in 2003
SMU	0-1-0	6	13	1957	Only game in Berkeley
Southern Mississippi	1-0-0	34	2	2003	
Stanford	41-54-11	1673	1709	1892-2003	Tied 9th most played NCAA series
Syracuse	1-1-0	57	20	1967-1968	Cal: won last meeting, 43-0
Temple	2-1-0	106	42	1979-1993	Cal: won last meeting, 58-0
Tennessee	1-1-0	39	55	1977-1987	Cal: beat Vols in Majors' UT debut in '77
Texas	0-4-0	18	134	1959-1970	
Texas A&M	1-1-0	47	46	1981-1983	Visiting team has both victories
Tulane	0-1-0	3	7	1960	Only game in Berkeley
UCLA	25-47-1	1169	1708	1933-2003	1999: Cal's first shutout of UCLA since 1950
Utah	4-2-0	182	109	1920-2003	
Virginia Tech	1-0-0	52	49	2003	2003 Insight Bowl
Washington	34-45-4	1442	1575	1904-2003	Cal: record 729 yards total offense in '03
Washington & Jefferson	0-0-1	0	0	1921	1922 Rose Bowl
Washington State	36-25-5	1455	1116	1919-2002	WSU: won 15 of last 21
West Virginia	2-1-0	58	59	1971-1978	Cal: won last game, 28-21
Whittier	2-0-0	27	17	1916-1935	Both games in Berkeley
Wisconsin	5-1-0	178	95	1946-1990	Cal: 3-0 in Madison
Wyoming	1-0-0	17	15	1990	Cal: won 1990 Copper Bowl

Note: 2004 opponents in **bold** type

Punter Nick Harris downed nine punts inside the Illinois 15-yard-line in 2000.

Quarterback Kyle Boller threw for 266 yards and three TDs in Cal's 34-27 victory over Washington in 2002, a win that snapped the team's 19-game losing streak to the Huskies.

INTERCOLLEGIATE RESULTS

AIR FORCE vs. CALIFORNIA

Cal leads series, 4-2
1961-Air Force, 15-14 (B)
1965-Cal, 24-7 (USAF)
1967-Cal, 14-12 (B)
1975-Cal, 31-14 (USAF)
1977-Cal, 24-14 (B)
2002-Air Force, 23-21 (B)
(Points-Cal 128, Falcons 85)

ALABAMA vs. CALIFORNIA

Series tied, 1-1
1937-*Cal, 13-0 (Pasadena)
1973-Alabama, 66-0 (Birmingham)
(Points-Alabama 66, Cal 13)
*1938 Rose Bowl

ARIZONA vs. CALIFORNIA

Arizona leads series, 11-10-2
1978-Cal, 33-20 (Tucson)
1979-Cal, 10-7 (Tucson)
1980-Arizona, 31-24 (B)
1981-Cal, 14-13 (Tucson)
1983-Tie, 33-33 (B)
1984-Arizona, 23-13 (Tucson)
1985-Arizona, 23-17 (B)
1986-Arizona, 33-16 (Tucson)
1987-Tie, 23-23 (B)
1988-Cal, 10-7 (Tucson)
1989-Cal, 29-28 (B)
1990-Cal, 30-25 (Tucson)
1991-Cal, 23-21 (Tucson)
1992-Arizona, 24-17 (B)
1993-Cal, 24-20 (B)
1994-Arizona, 13-6 (Tucson)
1995-Arizona, 20-15 (Tucson)
1996-Cal, 56-55 4OT (B)
1997-Arizona, 41-38 2OT
(Tucson)
1998-Arizona, 27-23 (B)
2001-Arizona, 38-24 (B)
2002-Arizona, 52-41 (B)
2003-Cal, 42-14 (B)
(Points-Arizona 591, Cal 561)

ARIZONA STATE vs. CALIFORNIA

ASU leads series, 13-11
1976-Cal, 31-22 (Tempe)
1978-ASU, 35-21 (Tempe)
1979-Cal, 17-9 (Tempe)
1980-ASU, 34-6 (Tempe)
1981-ASU, 45-17 (Tempe)
1982-ASU, 15-0 (B)
1983-Cal, 26-24 (B)
1984-Cal, 19-14 (Tempe)
1985-ASU, 30-8 (B)
1986-ASU, 49-0 (Tempe)
1987-Cal, 38-20 (B)
1990-Cal, 31-24 (Tempe)
1991-Cal, 25-6 (B)



Cal's Jim Turner (#79) runs down Navy ball carrier William Earl during a 1947 showdown at Berkeley before an overflow crowd of 83,000, the largest ever to see a game at Cal.

1992-ASU, 28-12 (Tempe)
1993-ASU, 41-0 (Tempe)
1994-Cal, 25-21 (B)
1995-ASU, 38-29 (B)
1996-ASU, 35-7 (Tempe)
1997-ASU, 28-21 (B)
1998-ASU, 55-22 (Tempe)
1999-Cal+, 24-23 (B)
2000-ASU, 30-10 (Tempe)
2002-Cal, 55-38 (Tempe)
2003-Cal, 51-23 (Tempe)
(Points-ASU 687, Cal 495)
+ forfeited by Cal

ARKANSAS vs. CALIFORNIA

Arkansas leads series, 1-0
1971-Arkansas, 51-20 (Little Rock)

ARMY vs. CALIFORNIA

Army leads series, 4-2
1960-Army, 28-10 (B)
1966-Army, 6-3 (B)
1968-Army, 10-7 (West Point)
1973-Cal, 51-6 (West Point)
1974-Cal, 27-14 (B)
1980-Army, 26-19 (West Point)
(Points-Cal 117, Army 90)

BAYLOR vs. CALIFORNIA

Baylor leads series, 2-1
1953-Baylor, 25-0 (B)
1956-Baylor, 7-6 (B)
2002-Cal, 70-22 (B)
(Points-Cal 76, Baylor 54)

BOSTON COLLEGE vs. CALIFORNIA

Boston College leads series, 1-0
1986-BC, 21-15 (Chestnut Hill)
(Points-BC 21, Cal 15)

BRIGHAM YOUNG vs. CALIFORNIA

BYU leads series, 2-0
1999-BYU 38, Cal 28 (Provo)
2001-BYU 44, Cal 16 (B)
(Points-BYU 82, Cal 44)

UC DAVIS vs. CALIFORNIA

Cal leads series, 8-0
1932-Cal, 20-6 (B)
1933-Cal, 39-0 (B)
1934-Cal, 54-0 (B)
1935-Cal, 47-0 (B)
1936-Cal, 39-0 (B)
1937-Cal, 14-0 (B)

1938-Cal, 48-0 (B)
1939-Cal, 32-14 (B)
(Points-Cal 293, UC Davis 20)

CARLISLE vs. CALIFORNIA

Carlisle leads series, 1-0
1899-Carlisle, 2-0 (SF)

CLEMSON vs. CALIFORNIA

Cal leads series, 1-0
1991-*Cal, 37-13 (Orlando)
*1992 Florida Citrus Bowl

COLORADO vs. CALIFORNIA

Series tied, 2-2
1968-Cal, 10-0 (B)
1972-Colorado, 20-10 (Boulder)
1975-Colorado, 34-27 (Boulder)
1982-Cal, 31-17 (Boulder)
(Points-Cal 78, Colorado 71)

COLORADO STATE vs. CALIFORNIA

CSU leads series, 1-0
2003-Colorado State, 23-21 (B)

DUKE vs. CALIFORNIA

Duke leads series, 1-0-1
1962-Duke, 21-7 (Durham)
1963-Tie, 22-22 (B)
(Points-Duke 43, Cal 29)

FLORIDA vs. CALIFORNIA

Florida leads series, 2-0
1974-Florida, 21-17 (Gainesville)
1980-Florida, 41-13 (Tampa)
(Points-Florida 62, Cal 30)

FRESNO STATE vs. CALIFORNIA

Fresno State leads series, 2-0
1995-Fresno State, 25-24 (B)
2000-Fresno State, 17-3 (Fresno)
(Points-Fresno State 42, Cal 27)

GEORGIA vs. CALIFORNIA

Georgia leads series, 2-0
1976-Georgia, 36-24 (Athens)
1981-Georgia, 27-13 (Athens)
(Points-Georgia 63, Cal 37)

GEORGIA TECH vs. CALIFORNIA

Cal leads series, 4-3
1928-*GT, 8-7 (Pasadena)
1931-Cal, 19-6 (Atlanta)
1932-Cal, 27-7 (B)
1936-GT, 13-7 (Atlanta)
1938-Cal, 13-0 (B)

1940-GT, 13-0 (Atlanta)
 1978-Cal, 34-22 (Atlanta)
 (Points-Cal 107, GT 69)
 *1929 Rose Bowl

HAWAII vs. CALIFORNIA

Series tied, 2-2
 1934-Hawaii, 14-0 (Honolulu)
 1968-Cal, 17-12 (Honolulu)
 1993-Cal, 42-18 (B)
 1994-Hawaii, 21-7 (B)
 (Points-Cal 66, Hawaii 65)

HOUSTON vs. CALIFORNIA

Cal leads series, 2-0
 1997-Cal, 35-3 (Houston)
 1998-Cal, 14-10 (B)
 (Points-Cal 49, Houston 13)

IDAHO vs. CALIFORNIA

Cal leads series, 4-0
 1931-Cal, 18-0 (B)
 1932-Cal, 21-6 (B)
 1933-Cal, 6-0 (B)
 1934-Cal, 45-13 (B)
 (Points-Cal 90, Idaho 19)

ILLINOIS vs. CALIFORNIA

Illinois leads series, 7-2
 1955-Illinois, 20-13 (B)
 1956-Illinois, 32-20 (Champaign)
 1963-Illinois, 10-0 (Champaign)
 1964-Illinois, 20-14 (B)
 1973-Illinois, 27-7 (B)
 1974-Cal, 31-14 (Champaign)
 2000-Illinois, 17-15 (Champaign)
 2001-Illinois, 44-17 (B)
 2003-Cal, 31-24 (Champaign)
 (Points-Illinois 208, Cal 148)

INDIANA vs. CALIFORNIA

Cal leads series, 2-0
 1969-Cal, 17-14 (Bloomington)
 1970-Cal, 56-14 (B)
 (Points-Cal 73, Indiana 28)

IOWA vs. CALIFORNIA

Iowa leads series, 3-1
 1958-*Iowa, 38-12 (Pasadena)
 1959-Iowa, 42-12 (B)
 1961-Iowa, 28-7 (Iowa City)
 1993-**Cal, 37-3 (San Antonio)
 (Points-Iowa 111, Cal 68)
 *1959 Rose Bowl
 **1993 Alamo Bowl

IOWA STATE vs. CALIFORNIA

Cal leads series, 1-0
 1963-Cal, 15-8 (B)

KANSAS vs. CALIFORNIA

Cal leads series, 3-2
 1961-Kansas, 53-7 (B)
 1962-Kansas, 33-21 (Lawrence)
 1965-Cal, 17-0 (B)
 1988-Cal, 52-21 (B)
 1992-Cal, 27-23 (Lawrence)
 (Points-Kansas 130, Cal 124)

KANSAS STATE vs. CALIFORNIA

KSU leads series, 1-0
 2003-Kansas State 42-28
 (Kansas City)

LOUISIANA TECH vs. CALIFORNIA

La. Tech leads series, 1-0
 1997-LT, 41-34 (Shreveport)

MIAMI vs. CALIFORNIA

Miami leads series, 2-1
 1964-Cal, 9-7 (M)
 1989-Miami, 31-3 (M)
 1990-Miami, 52-24 (B)
 (Points-Miami 90, Cal 36)

MICHIGAN vs. CALIFORNIA

Michigan leads series, 6-2
 1940-Michigan, 41-0 (B)
 1950-*Michigan, 14-6 (Pasadena)
 1965-Michigan, 10-7 (Ann Arbor)
 1966-Michigan, 17-7 (B)
 1967-Cal, 10-9 (B)
 1968-Cal, 21-7 (Ann Arbor)
 1979-Michigan, 14-10 (B)
 1980-Michigan, 38-13 (Ann Arbor)
 (Points-Michigan 150, Cal 74)
 *1951 Rose Bowl

MICHIGAN STATE vs. CALIFORNIA

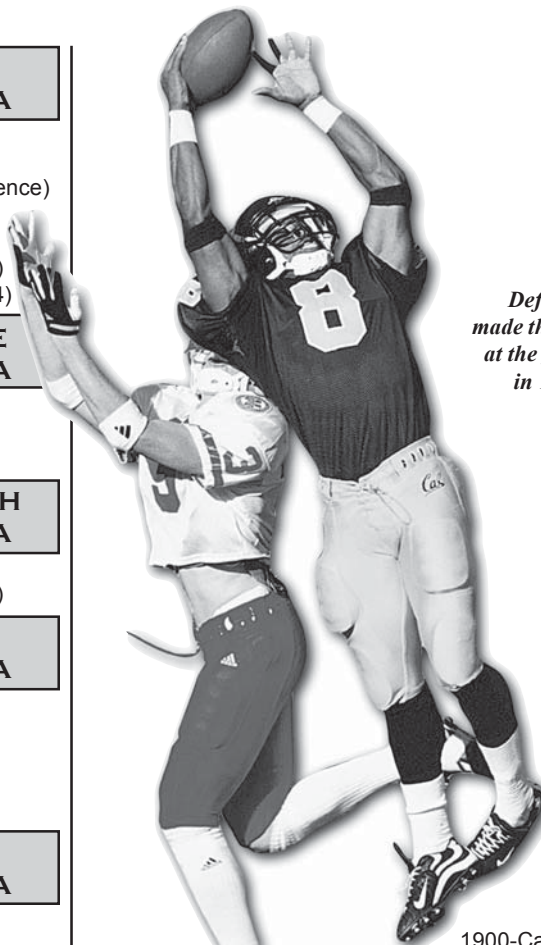
Michigan State leads series, 2-1
 1957-MSU, 19-0 (B)
 1958-MSU, 32-12 (East Lansing)
 2002-Cal, 46-22 (East Lansing)
 (Points-MSU 73, Cal 58)

MINNESOTA vs. CALIFORNIA

Series tied, 2-2
 1951-Cal, 55-14 (B)
 1952-Cal, 49-13 (Minneapolis)
 1964-Minnesota, 26-20 (B)
 1987-Minnesota, 32-23
 (Minneapolis)
 (Points-Cal 147, Minnesota 85)

MISSOURI vs. CALIFORNIA

Cal leads series, 4-2-1
 1952-Cal, 28-14 (B)
 1961-Tie, 14-14 (Columbia)
 1962-Missouri, 21-10 (B)
 1964-Cal, 21-14 (B)
 1972-Missouri, 34-27 (Columbia)



Defensive back Deltha O'Neal made this spectacular interception at the goal line against Nebraska in 1998 to prevent a potential Cornhusker touchdown.

1977-Cal, 28-21 (Columbia)
 1985-Cal, 39-32 (Columbia)
 (Points-Cal 167, Missouri 150)

MONTANA vs. CALIFORNIA

Cal leads series, 5-0
 1927-Cal, 33-13 (B)
 1929-Cal, 53-18 (B)
 1930-Cal, 46-0 (B)
 1942-Cal, 13-0 (B)
 1947-Cal, 60-14 (B)
 (Points-Cal 205, Montana 45)

NAVY vs. CALIFORNIA

Cal leads series, 3-2
 1947-Cal, 14-7 (B)
 1948-Cal, 21-7 (Baltimore)
 1957-Navy, 21-6 (B)
 1964-Cal, 27-13 (B)
 1996-*Navy, 42-38 (Honolulu)
 (Points-Cal 106, Navy 90)
 *Aloha Bowl

NEBRASKA vs. CALIFORNIA

Nebraska leads series, 3-0
 1978- Nebraska, 36-26 (Lincoln)
 1998- Nebraska, 24-3 (B)
 1999- Nebraska, 45-0 (Lincoln)
 (Points- Nebraska 105, Cal 29)

NEVADA vs. CALIFORNIA

Cal leads series, 22-1-1
 1899-Cal, 24-0 (B)

1900-Cal, 32-0 (B)
 1901-Cal, 12-0 (B)
 1902-Cal, 29-0 (B)
 1903-Nevada, 6-2 (B)
 1904-Cal, 16-0 (B)
 1905-Cal, 16-0 (B)
 1906-*Nevada, 3-0 (B)
 1907-*Cal, 25-0 (B)
 1908-*Cal, 11-0 (B)
 1909-*Cal, 24-8 (B)
 1910-*Cal, 62-0 (B)
 1911-*Cal, 29-0 (R)
 1912-*Cal, 34-0 (B)
 1914-*Cal, 38-3 (R)
 1915-Cal, 81-6 (R)
 1920-Cal, 79-7 (B)
 1921-Cal, 51-6 (B)
 1922-Cal, 61-13 (B)
 1923-Tie, 0-0 (B)
 1924-Cal, 27-0 (B)
 1925-Cal, 54-0 (B)
 1926-Cal, 20-6 (B)
 1927-Cal, 54-0 (B)
 1928-Cal, 60-0 (B)
 1930-Cal, 8-0 (B)
 1931-Cal, 25-6 (B)
 1932-Cal, 38-0 (B)
 1933-Cal, 34-0 (B)
 1934-Cal, 33-0 (B)
 1945-Cal, 19-6 (B)
 1996-Cal, 33-15 (B)
 (Points-Cal 1031, Nevada 85)
 *Rugby, not in official records

NEW MEXICO STATE vs. CALIFORNIA

Cal leads series, 1-0
 2002-Cal 34, NMSU 13

NORTHWESTERN vs. CALIFORNIA

Northwestern leads series, 1-0
1948-*Northwestern, 20-14
(Pasadena)
*1949 Rose Bowl

NOTRE DAME vs. CALIFORNIA

Notre Dame leads series, 4-0
1959-Notre Dame, 28-6 (B)
1960-Notre Dame, 21-7 (South Bend)
1965-Notre Dame, 48-6 (B)
1967-Notre Dame, 41-8 (South Bend)
(Points-Notre Dame 138, Cal 27)

OCCIDENTAL vs. CALIFORNIA

Cal leads series, 2-1
1916-Occidental, 14-13 (B)
1917-Cal, 20-0 (B)
1919-Cal, 61-0 (B)
(Points-Cal 94, Occidental 14)

OHIO STATE vs. CALIFORNIA

Ohio State leads series, 5-1
1920-*Cal, 28-0 (Pasadena)
1949-**Ohio State, 17-14
(Pasadena)
1953-Ohio State, 33-19 (B)
1954-Ohio State, 21-13
(Columbus)
1971-Ohio State, 35-3 (Columbus)
1972-Ohio State, 35-18 (B)
(Points-Ohio State 141, Cal 95)
*1921 Rose Bowl
**1950 Rose Bowl

OKLAHOMA vs. CALIFORNIA

Series tied, 2-2
1954-Oklahoma, 27-13 (B)
1976-Oklahoma, 28-17 (Norman)
1997-Cal, 40-36 (B)
1998-Cal, 13-12 (Norman)
(Points-Oklahoma 103, Cal 83)

OREGON vs. CALIFORNIA

Cal leads series, 35-29-2
(E denotes Eugene, P denotes Portland)
1899-Cal, 12-0 (B)
1900-Oregon, 2-0 (B)
1904-Cal, 12-0 (B)
1905-Tie, 0-0 (B)
1916-Oregon, 39-14 (B)
1917-Oregon, 21-0 (E)
1918-Cal, 6-0 (B)
1921-Cal, 39-0 (B)
1925-Cal, 28-0 (P)
1926-Oregon, 21-13 (B)
1927-Cal, 16-0 (P)
1928-Cal, 13-0 (B)
1935-Cal, 6-0 (P)
1936-Cal, 28-0 (B)
1937-Cal, 26-0 (P)

1938-Cal, 20-0 (B)
1939-Oregon, 6-0 (B)
1940-Cal, 14-6 (B)
1941-Oregon, 19-7 (P)
1942-Cal, 20-7 (B)
1945-Oregon, 20-13 (B)
1946-Oregon, 14-13 (B)
1949-Cal, 41-14 (B)
1950-Cal, 28-7 (P)
1951-Cal, 28-26 (B)
1952-Cal, 41-7 (P)
1953-Tie, 0-0 (B)
1954-Oregon, 33-27 (B)
1955-Oregon, 21-0 (P)
1956-Oregon, 28-6 (B)
1957-Oregon, 24-6 (E)
1958-Cal, 23-6 (B)
1959-Oregon, 20-18 (P)
1960-Oregon, 20-0 (B)
1965-Cal, 24-0 (P)
1967-Cal, 21-13 (B)
1968-Cal, 36-8 (B)
1970-Oregon, 31-24 (P)
1971-Cal, 17-10 (E)
1972-Cal, 31-12 (B)
1973-Oregon, 41-10 (E)
1974-Cal, 40-10 (B)
1975-Cal, 34-7 (E)
1976-Cal, 27-10 (B)
1977-Cal, 48-16 (E)
1978-Cal, 21-18 (B)
1979-+Oregon, 19-14 (E)
1980-Cal, 31-6 (B)
1982-Cal, 10-7 (B)
1983-Oregon, 24-17 (E)
1984-Oregon, 21-14 (B)
1985-Cal, 27-24 (E)
1986-Oregon, 27-9 (B)
1987-Cal, 20-6 (E)

1889-Oregon, 35-19 (E)
1990-Cal, 28-3 (B)
1991-Cal, 45-7 (B)
1992-Oregon, 37-17 (E)
1993-Cal, 42-41 (B)
1994-Oregon, 23-7 (E)
1995-Oregon, 52-30 (B)
1996-Oregon, 40-23 (E)
1999-Oregon, 24-19 (B)
2000-Oregon, 25-17 (E)
2001-Oregon, 48-7 (B)
2003-Oregon, 21-17 (E)
(Points-Cal 1264, Oregon 1027)
+Forfeited to Cal

OREGON STATE vs. CALIFORNIA

Cal leads series, 31-25-0
(C denotes Corvallis, P denotes Portland)
1905-Cal, 10-0 (B)
1917-Cal, 14-3 (B)
1919-Cal, 21-14 (B)
1920-Cal, 17-7 (C)
1923-Cal, 26-0 (B)
1926-OSU, 27-7 (B)
1936-Cal, 7-0 (P)
1937-Cal, 24-6 (B)
1938-Cal, 13-7 (B)
1939-OSU, 21-0 (C)
1940-OSU, 19-13 (B)
1941-OSU, 6-0 (B)
1942-OSU, 13-8 (C)
1946-OSU, 28-7 (B)
1948-Cal, 42-0 (B)
1949-Cal, 41-0 (P)
1950-Cal, 27-0 (B)
1951-Cal, 35-14 (B)
1953-Cal, 26-0 (P)

1954-Cal, 46-7 (B)
1955-OSU, 16-14 (B)
1956-OSU, 21-13 (C)
1957-OSU, 21-19 (B)
1958-OSU, 14-8 (C)
1959-OSU, 24-20 (B)
1960-Cal, 14-6 (C)
1969-OSU, 35-3 (B)
1970-OSU, 16-10 (C)
1971-Cal, 30-27 (B)
1972-OSU, 26-23 (P)
1973-Cal, 24-14 (B)
1974-Cal, 17-14 (C)
1975-Cal, 51-24 (B)
1976-OSU, 10-9 (C)
1977-Cal, 41-17 (B)
1979-Cal, 45-0 (B)
1980-Cal, 27-6 (B)
1981-Cal, 45-3 (B)
1982-Cal, 28-14 (C)
1983-Cal, 45-19 (B)
1984-OSU, 9-6 (C)
1985-OSU, 23-20 (P)
1986-OSU, 14-12 (B)
1988-OSU, 17-16 (C)
1989-OSU, 25-14 (B)
1991-Cal, 27-14 (C)
1992-Cal, 42-0 (B)
1995-Cal, 13-12 (C)
1996-Cal, 48-42 3OT (B)
1997-Cal, 33-14 (B)
1998-Cal, 20-19 (C)
1999-OSU, 17-7 (C)
2000-OSU, 38-32 (B)
2001-OSU, 19-10 (C)
2002-OSU, 24-13 (C)
2003-OSU, 35-21 (B)
(Points-Cal 1204, OSU 821)

PACIFIC vs. CALIFORNIA

Cal leads series, 12-3
1934-Cal, 7-6 (B)
1935-Cal, 39-0 (B)
1936-Cal, 14-0 (B)
1937-Cal, 20-0 (B)
1938-Cal, 39-0 (B)
1939-Pacific, 6-0 (B)
1943-Pacific, 12-6 (B)
1944-Cal, 14-0 (B)
1952-Cal, 34-13 (B)
1958-Pacific, 24-20 (B)
1978-Cal, 24-6 (B)
1984-Cal, 28-12 (B)
1987-Cal, 42-0 (B)
1988-Cal, 30-7 (B)
1991-Cal, 86-24 (B)
(Points-Cal 403, Pacific 110)

PENNSYLVANIA vs. CALIFORNIA

Cal leads series, 7-0
1924-Cal, 14-0 (B)
1927-Cal, 27-13 (B)
1929-Cal, 12-7 (Phil)
1950-Cal, 14-7 (B)
1951-Cal, 35-0 (Phil)
1953-Cal, 40-0 (Phil)
1955-Cal, 27-7 (B)
(Points-Cal 169, Penn 34)



Dick Erickson, a quarterback for Cal in the 1940s, serves as chairman of the Pappy's Boys football alumni group.



Gary Plummer played in the NFL from 1986-97 and now provides color commentary on the San Francisco 49ers radio broadcasts.

PENNSTATE vs. CALIFORNIA

Penn State leads series, 3-1
1961-Penn State, 33-16 (Univ. Park)
1962-Penn State, 23-21 (B)
1965-Cal, 21-17 (B)
1966-Penn State, 33-15 (Univ. Park)
(Points-Penn State 106, Cal 73)

PITTSBURGH vs. CALIFORNIA

Pitt leads series, 3-2
1955-Pitt, 27-7 (P)
1956-Cal, 14-0 (B)
1962-Pitt, 26-24 (B)
1963-Pitt, 35-15 (P)
1966-Cal, 30-15 (B)
(Points-Pitt 103, Cal 90)

POMONA COLLEGE vs. CALIFORNIA

Cal leads series, 3-0
1904-Cal, 5-0 (B)
1906-*Cal, 6-0 (LA)
1924-Cal, 28-0 (B)
1925-Cal, 27-0 (LA)
(Points-Cal 66, Pomona 0)
*Rugby, not in official records

PURDUE vs. CALIFORNIA

Series tied, 1-1
1991-Cal, 42-18 (B)
1992-Purdue, 41-14
(W. Lafayette)
(Points-Purdue 59, Cal 56)

RICE vs. CALIFORNIA

Series tied, 1-1
1969-Cal, 31-21 (B)
1970-Rice, 28-0 (Houston)
(Points-Rice 49, Cal 31)


RUTGERS vs. CALIFORNIA

Cal leads series, 2-0
1999-Cal+, 21-7 (B)
2001-Cal, 20-10 (Piscataway)
(Points-Cal 41, Rutgers 17)
+Forfeited by Cal

ST. MARY'S vs. CALIFORNIA

Cal leads series, 28-8-2
1898-Cal, 51-0 (B)
1908-*Cal, 32-0 (B)
1910-*Cal, 6-0 (B)
1912-*Cal, 21-0 (B)
1914-*Cal, 28-0 (B)

*Cal, 24-3 (B)
1915-SMC, 7-6 (B)
Cal, 10-9 (B)
1916-Cal, 48-6 (B)
1917-SMC, 14-13 (B)
1918-Cal, 40-14 (B)
1919-Cal, 19-0 (B)
1920-Cal, 127-0 (B)
1921-Cal, 21-0 (B)
1922-Cal, 41-0 (B)
1923-Cal, 49-0 (B)
1924-Cal, 17-7 (B)
1925-Cal, 6-0 (B)
1926-SMC, 26-7 (B)
1927-Cal, 13-0 (B)
1928-Cal, 7-0 (B)
1929-Tie, 0-0 (B)
1930-Cal, 7-6 (B)
1931-SMC, 14-0 (B)
1932-Tie, 12-12 (B)
1933-Cal, 14-13 (B)
1934-SMC, 7-0 (B)
1935-Cal, 10-0 (B)
1936-SMC, 10-0 (B)
1937-Cal, 30-7 (B)
1938-Cal, 12-7 (B)
1939-SMC, 7-3 (B)
1940-Cal, 9-6 (B)
1941-Cal, 31-0 (B)
1942-Cal, 6-0 (B)
1943-Cal, 27-12 (B)
1944-Cal, 31-7 (B)
1945-SMC, 20-13 (B)
1946-Cal, 20-13 (B)
1947-Cal, 45-6 (B)
1948-Cal, 20-0 (B)
1949-Cal, 29-7 (B)
1950-Cal, 40-25 (B)
(Points-Cal 945, SMC 265)
*Rugby, not in official records



SAN DIEGO STATE vs. CALIFORNIA

Series tied, 3-3
1982-Cal, 28-0 (B)
1983-SDSU, 28-14 (SD)
1993-Cal, 45-25 (B)
1994-SDSU, 22-20 (SD)
1995-SDSU, 33-9 (SD)
1996-Cal, 42-37 (B)
(Points-Cal 158, SDSU 145)

SAN FRANCISCO vs. CALIFORNIA

Cal leads series, 2-0
1943-Cal, 32-0 (B)
1950-Cal, 13-7 (B)
(Points-Cal 45, USF 7)

SAN JOSE STATE vs. CALIFORNIA

Cal leads series, 29-6
1899-Cal, 44-0 (B)
1900-Cal, 5-0 (B)
1953-Cal, 34-14 (B)
1954-Cal, 45-0 (B)
1962-Cal, 25-8 (B)
1963-Cal, 34-13 (B)
1966-SJSU, 24-0 (B)
1967-Cal, 30-6 (B)
1968-Cal, 46-0 (B)
1969-Cal, 31-7 (B)
1970-Cal, 35-28 (B)
1971-Cal, 34-10 (B)
1972-SJSU, 17-10 (B)
1973-Cal, 19-9 (B)
1974-Cal, 17-16 (B)
1975-Cal, 27-24 (B)
1976-Cal, 43-16 (B)
1977-Cal, 52-3 (B)
1979-Cal, 13-10 (B)
1981-SJSU, 27-24 (B)
1982-Cal, 26-7 (B)
1983-Cal, 30-9 (B)
1984-SJSU, 33-18 (B)
1985-Cal, 48-21 (B)
1986-SJSU, 35-14 (B)
1987-SJSU, 27-25 (B)
1988-Cal, 21-14 (B)
1989-Cal, 26-21 (B)
1990-Cal, 35-34 (B)
1991-Cal, 41-20 (B)
1992-Cal, 46-16 (B)
1993-Cal, 46-13 (B)
1994-Cal, 55-0 (B)
1995-Cal, 40-7 (B)
1996-Cal, 45-25 (SJ)
(Points-Cal 1084, SJSU 514)

SANTA CLARA vs. CALIFORNIA

Cal leads series, 17-5
1913-*Cal, 6-3 (B)
1914-*Cal, 25-0 (B)
1922-Cal, 45-14 (B)
1923-Cal, 48-0 (B)
1924-Cal, 13-7 (B)

Duane Clemons earned first team All-America honors from Football News in 1995 at linebacker.

1925-Cal, 28-0 (B)
 1926-Cal, 13-6 (B)
 1927-Cal, 14-6 (B)
 1928-Cal, 22-0 (B)
 1929-Cal, 27-6 (B)
 1930-Cal, 19-7 (B)
 1931-Cal, 6-2 (B)
 1932-Santa Clara, 12-0 (B)
 1933-Santa Clara, 7-0 (B)
 1934-Santa Clara, 20-0 (B)
 1935-Cal, 6-0 (B)
 1941-Santa Clara, 13-0 (B)
 1942-Santa Clara, 7-6 (B)
 1947-Cal, 33-7 (B)
 1948-Cal, 41-19 (B)
 1949-Cal, 21-7 (B)
 1950-Cal, 27-9 (B)
 1951-Cal, 34-0 (B)
 1952-Cal, 27-7 (B)
 (Points-Cal 461, Santa Clara 159)
 *Rugby, not in official records

SO. METHODIST vs. CALIFORNIA

SMU leads series, 1-0
 1957-SMU, 13-6 (B)

SOUTHERN MISS vs. CALIFORNIA

Cal leads series, 1-0
 2003-Cal 34-2 (B)

STANFORD vs. CALIFORNIA

Stanford leads series, 54-41-11
 1892-Stanford, 14-10 (SF)
 Tie, 10-10 (SF)
 1893-Tie, 6-6 (SF)
 1894-Stanford, 6-0 (SF)
 1895-Tie, 6-6 (SF)
 1896-Stanford, 20-0 (SF)
 1897-Stanford, 28-0 (SF)
 1898-Cal, 22-0 (SF)
 1899-Cal, 30-0 (SF)
 1900-Stanford, 5-0 (SF)
 1901-Cal, 2-0 (SF)
 1902-Cal, 16-0 (SF)
 1903-Tie, 6-6 (SF)
 1904-Stanford, 18-0 (B)
 1905-Stanford, 12-5 (PA)
 1906-*Stanford, 6-3 (B)
 1907-*Stanford, 21-11 (PA)
 1908-*Stanford, 12-3 (B)
 1909-*Cal, 19-13 (PA)
 1910-*Cal, 25-6 (B)
 1911-*Cal, 21-3 (PA)
 1912-*Tie, 3-3 (B)
 1913-*Stanford, 13-8 (PA)
 1914-*Stanford, 36-8 (B)
 1918-+Cal, 67-0 (B)
 1919-Cal, 14-10 (PA)
 1920-Cal, 38-0 (B)
 1921-Cal, 42-7 (PA)
 1922-Cal, 28-0 (PA)
 1923-Cal, 9-0 (B)
 1924-Tie, 20-20 (B)
 1925-Stanford, 27-14 (PA)
 1926-Stanford, 41-6 (B)
 1927-Stanford, 13-6 (PA)
 1928-Tie, 13-13 (B)
 1929-Stanford, 21-6 (PA)



Kevin Moen celebrates the end of "The Play" that beat Stanford in 1982.

Photo by Robert Stinnett.

1930-Stanford, 41-0 (B)
 1931-Cal, 6-0 (PA)
 1932-Tie, 0-0 (B)
 1933-Stanford, 7-3 (PA)
 1934-Stanford, 9-7 (B)
 1935-Stanford, 13-0 (PA)
 1936-Cal, 20-0 (B)
 1937-Cal, 13-0 (PA)
 1938-Cal, 6-0 (B)
 1939-Cal, 32-14 (PA)
 1940-Stanford, 13-7 (B)
 1941-Cal, 16-0 (PA)
 1942-Stanford, 26-7 (B)
 1946-Stanford, 25-6 (B)
 1947-Cal, 21-18 (PA)
 1948-Cal, 7-6 (B)
 1949-Cal, 33-14 (PA)
 1950-Tie, 7-7 (B)
 1951-Cal, 20-7 (PA)
 1952-Cal, 26-0 (B)
 1953-Tie, 21-21 (PA)
 1954-Cal, 28-20 (B)
 1955-Stanford, 19-0 (PA)
 1956-Cal, 20-18 (B)
 1957-Stanford, 14-12 (PA)
 1958-Cal, 16-15 (B)
 1959-Cal, 20-17 (PA)
 1960-Cal, 21-10 (B)
 1961-Stanford, 20-7 (PA)
 1962-Stanford, 30-13 (B)
 1963-Stanford, 28-17 (PA)
 1964-Stanford, 21-3 (B)
 1965-Stanford, 9-7 (PA)
 1966-Stanford, 13-7 (B)
 1967-Cal, 26-3 (PA)
 1968-Stanford, 20-0 (B)
 1969-Stanford, 29-28 (PA)
 1970-Cal, 22-14 (B)
 1971-Stanford, 14-0 (PA)
 1972-Cal, 24-21 (B)
 1973-Stanford, 26-17 (PA)
 1974-Stanford, 22-20 (B)

1975-Cal, 48-15 (PA)
 1976-Stanford, 27-24 (B)
 1977-Stanford, 21-3 (PA)
 1978-Stanford, 30-10 (B)
 1979-Cal, 21-14 (PA)
 1980-Cal, 28-23 (B)
 1981-Stanford, 42-21 (PA)
 1982-Cal, 25-20 (B)
 1983-Cal, 27-18 (PA)
 1984-Stanford, 27-10 (B)
 1985-Stanford, 24-22 (PA)
 1986-Cal, 17-11 (B)
 1987-Stanford, 31-7 (PA)
 1988-Tie, 19-19 (B)
 1989-Stanford, 24-14 (PA)
 1990-Stanford, 27-25 (B)
 1991-Stanford, 38-21 (PA)
 1992-Stanford, 41-21 (B)
 1993-Cal, 46-17 (PA)
 1994-Cal, 24-23 (B)
 1995-Stanford, 29-24 (PA)
 1996-Stanford, 42-21 (B)
 1997-Stanford, 21-20 (PA)
 1998-Stanford, 10-3 (B)
 1999-Stanford, 31-13 (PA)
 2000-Stanford, 36-30 OT (B)
 2001-Stanford, 35-28 (PA)
 2002-Cal, 30-7 (B)
 2003-Cal, 28-16 (PA)
 (Points-Stanford 1673, Cal 1709)
 *Rugby, not in official records
 +SATC game, not in official records

SYRACUSE vs. CALIFORNIA

Series tied, 1-1
 1967-Syracuse, 20-14 (S)
 1968-Cal, 43-0 (B)
 (Points-Cal 57, Syracuse 20)

TEMPLE vs. CALIFORNIA

Cal lead, 2-1
 1979-*Temple, 28-17
 (E. Rutherford, N.J.)
 1988-Cal, 31-14 (B)
 1993-Cal, 58-0 (Philadelphia)
 (Points-Cal 106, Temple 42)
 *1980 Garden State Bowl

TENNESSEE vs. CALIFORNIA

Series Tied, 1-1
 1977-Cal, 27-17 (Knoxville)
 1987-Tennessee, 38-12
 (Knoxville)
 (Points-Tennessee 55, Cal 39)

TEXAS vs. CALIFORNIA

Texas leads series, 4-0
 1959-Texas, 33-0 (Austin)
 1961-Texas, 28-3 (B)
 1969-Texas, 17-0 (B)
 1970-Texas, 56-15 (Austin)
 (Points-Texas 134, Cal 18)

TEXAS A&M vs. CALIFORNIA

Series tied, 1-1
 1981-Texas A&M, 29-28 (B)
 1982-Cal, 19-17 (College Station)
 (Points-Cal 47, Texas A&M 46)

TULANE vs. CALIFORNIA

Tulane leads series, 1-0
 1960-Tulane, 7-3 (B)

UCLA vs. CALIFORNIA

UCLA leads series, 47-25-1

1933-Tie, 0-0 (LA)
 1934-Cal, 3-0 (B)
 1935-Cal, 14-2 (LA)
 1936-UCLA, 17-6 (B)
 1937-Cal, 27-14 (LA)
 1938-Cal, 20-7 (B)
 1939-UCLA, 20-7 (LA)
 1940-Cal, 9-7 (B)
 1941-Cal, 27-7 (LA)
 1942-UCLA, 21-0 (B)
 1943-Cal, 13-0 (LA)
 Cal, 13-6 (B)
 1944-Cal, 6-0 (B), UCLA, 7-0 (LA)
 1945-UCLA, 13-0 (LA)
 Cal, 6-0 (B)
 1946-UCLA, 13-6 (B)
 1947-Cal, 6-0 (LA)
 1948-Cal, 28-13 (B)
 1949-Cal, 35-21 (LA)
 1950-Cal, 35-0 (B)
 1951-UCLA, 21-7 (LA)
 1952-UCLA, 28-7 (B)
 1953-UCLA, 20-7 (LA)
 1954-UCLA, 27-6 (B)
 1955-UCLA, 47-0 (LA)
 1956-UCLA, 34-20 (B)
 1957-UCLA, 16-14 (LA)
 1958-Cal, 20-17 (B)
 1959-UCLA, 19-12 (LA)
 1960-UCLA, 28-0 (B)
 1961-UCLA, 35-15 (LA)
 1962-UCLA, 26-16 (B)
 1963-Cal, 25-0 (LA)
 1964-UCLA, 25-21 (B)
 1965-UCLA, 56-3 (LA)
 1966-UCLA, 28-15 (B)

1967-UCLA, 37-14 (LA)
 1968-Cal, 39-15 (B)
 1969-UCLA, 32-0 (LA)
 1970-UCLA, 24-21 (B)
 1971-Cal, 31-24 (LA)
 1972-UCLA, 49-13 (B)
 1973-UCLA, 61-21 (LA)
 1974-UCLA, 28-3 (B)
 1975-UCLA, 28-14 (LA)
 1976-UCLA, 35-19 (B)
 1977-UCLA+, 21-19 (LA)
 1978-UCLA, 45-0 (B)
 1979-UCLA, 28-27 (LA)
 1980-UCLA, 32-9 (B)
 1981-UCLA, 34-6 (LA)
 1982-UCLA, 47-31 (B)
 1983-UCLA, 20-16 (Pasadena)
 1984-UCLA, 17-14 (B)
 1985-UCLA, 34-7 (Pasadena)
 1986-UCLA, 36-10 (B)
 1987-UCLA, 42-18 (Pasadena)
 1988-UCLA, 38-21 (B)
 1989-UCLA, 24-6 (Pasadena)
 1990-Cal, 38-31 (B)
 1991-Cal, 27-24 (Pasadena)
 1992-Cal, 48-12 (B)
 1993-Cal, 27-25 (Pasadena)
 1994-Cal, 26-7 (B)
 1995-UCLA, 33-16 (Pasadena)
 1996-UCLA, 38-29 (B)
 1997-UCLA, 35-17 (Pasadena)
 1998-UCLA, 28-16 (B)
 1999-Cal+, 17-0 (Pasadena)
 2000-Cal, 46-38 3OT (B)
 2001-UCLA, 56-17 (Pasadena)
 2002-Cal, 17-12 (B)
 2003-UCLA, 23-20 OT (Pasadena)
 (Points-UCLA 1708, Cal 1169)
 +Forfeited by UCLA
 +Forfeited by Cal

USC vs. CALIFORNIA

USC leads series, 56-30-5

1912-*Cal, 18-0 (LA)
 1913-*Tie, 3-3 (LA)
 1915-USC, 28-10 (B)
 Cal, 23-21 (LA)
 1916-Cal, 27-0 (LA)
 1917-Tie, 0-0 (LA)
 1918-Cal, 33-7 (LA)
 1919-Cal, 14-13 (LA)
 1921-Cal, 38-7 (B)
 1922-Cal, 12-0 (Pasadena)
 1923-Cal, 13-7 (LA)
 1924-Cal, 7-0 (B)
 1926-USC, 27-0 (B)
 1927-USC, 13-0 (LA)
 1928-Tie, 0-0 (B)
 1929-Cal, 15-7 (LA)
 1930-USC, 74-0 (LA)
 1931-USC, 6-0 (B)
 1932-USC, 27-7 (LA)
 1933-USC, 6-3 (B)
 1934-Cal, 7-2 (LA)
 1935-Cal, 21-7 (B)
 1936-Cal, 13-7 (LA)
 1937-Cal, 20-6 (B)
 1938-USC, 13-7 (LA)
 1939-USC, 26-0 (B)
 1940-Cal, 20-7 (LA)
 1941-Cal, 14-0 (B)
 1942-USC, 21-7 (LA)
 1943-USC, 7-0 (B)
 USC, 13-0 (LA)
 1944-Tie, 6-6 (LA)
 USC, 32-0 (B)
 1945-USC, 13-2 (B)
 USC, 14-0 (LA)
 1946-USC, 14-0 (LA)
 1947-USC, 39-14 (B)
 1948-Cal, 13-7 (LA)
 1949-Cal, 16-10 (B)
 1950-Cal, 13-7 (LA)
 1951-USC, 21-14 (B)
 1952-USC, 10-0 (LA)
 1953-USC, 32-20 (B)
 1954-USC, 29-27 (LA)
 1955-USC, 33-6 (B)
 1956-USC, 20-7 (LA)
 1957-Cal, 12-0 (B)
 1958-Cal, 14-12 (LA)
 1959-USC, 14-7 (B)
 1960-USC, 27-10 (LA)
 1961-USC, 28-14 (B)
 1962-USC, 32-6 (LA)
 1963-USC, 36-6 (B)
 1964-USC, 26-21 (LA)
 1965-USC, 35-0 (B)
 1966-USC, 35-9 (LA)
 1967-USC, 31-12 (B)
 1968-USC, 35-17 (LA)
 1969-USC, 14-9 (B)
 1970-Cal, 13-10 (LA)
 1971-USC, 28-0 (B)
 1972-USC, 42-14 (LA)
 1973-USC, 50-14 (B)
 1974-Tie, 15-15 (LA)
 1975-Cal, 28-14 (B)
 1976-USC, 20-6 (LA)
 1977-Cal, 17-14 (B)

1978-USC, 42-17 (LA)
 1979-USC, 24-14 (B)
 1980-USC, 60-7 (LA)
 1981-USC, 21-3 (B)
 1982-USC, 42-0 (LA)
 1983-USC, 19-9 (B)
 1984-USC, 31-7 (LA)
 1985-Cal, 14-6 (B)
 1986-USC, 28-3 (LA)
 1987-USC, 31-14 (B)
 1988-USC, 35-3 (LA)
 1989-USC, 31-15 (B)
 1990-Tie, 31-31 (LA)
 1991-Cal, 52-30 (B)
 1992-USC, 27-24 (LA)
 1993-USC, 42-14 (B)
 1994-USC, 61-0 (LA)
 1995-USC, 26-16 (B)
 1996-Cal, 22-15 (LA)
 1997-USC, 27-17 (B)
 1998-Cal, 32-31 (LA)
 1999-Cal+, 17-7 (B)
 2000-Cal, 28-16 (LA)
 2001-USC, 55-14 (B)
 2002-USC, 30-28 (LA)
 2003-Cal, 34-31 3OT (B)
 (Points-USC 1959, Cal 1149)
 *Rugby, not in official records
 +Forfeited by Cal

UTAH vs. CALIFORNIA

Cal leads series, 4-2

1920-Cal, 63-0 (B)
 1958-Cal, 36-21 (B)
 1963-Cal, 35-22 (Salt Lake City)
 1964-Utah, 14-0 (B)
 2000-Cal, 24-21 (B)
 2003-Utah, 31-24 (Salt Lake City)
 (Points-Cal 182, Utah 109)

VIRGINIA TECH vs. CALIFORNIA

Cal leads series, 1-0

2003-Cal, 52-49 (Phoenix)

WASHINGTON vs. CALIFORNIA

Washington leads series, 45-34-4
 (S denotes Seattle)

1904-Tie, 6-6 (S)
 1915-UW, 72-0 (B)
 UW, 13-7 (S)
 1916-UW, 13-3 (B)
 UW, 14-7 (S)
 1917-Cal, 27-0 (B)
 1919-UW, 7-0 (S)
 1921-Cal, 72-3 (B)
 1922-Cal, 45-7 (S)
 1923-Cal, 9-0 (B)
 1924-Tie, 7-7 (S)
 1925-UW, 7-0 (B)
 1926-UW, 13-7 (S)
 1927-UW, 6-0 (B)
 1928-Cal, 6-0 (S)
 1929-Cal, 7-0 (B)
 1930-UW, 13-0 (S)
 1931-Cal, 13-0 (B)
 1932-Cal, 7-6 (S)
 1933-Cal, 33-0 (B)
 1934-UW, 13-7 (S)




Jack Clark, who lettered for the Bears from 1976-77, now serves as Cal's rugby coach and has led the team to 16 national titles since 1985.



Former Cal defensive back Herman Edwards now serves as head coach of the NFL's New York Jets.

1935-Cal, 14-0 (B)
 1936-UW, 13-0 (S)
 1937-Tie, 0-0 (B)
 1938-Cal, 14-7 (S)
 1939-UW, 13-6 (B)
 1940-UW, 7-6 (S)
 1941-UW, 13-6 (B)
 1942-Cal, 19-6 (S)
 1944-UW, 33-7 (B)
 1945-Cal, 27-14 (B)
 1946-UW, 20-6 (S)
 1947-Cal, 13-7 (B)
 1948-Cal, 21-0 (S)
 1949-Cal, 21-7 (B)
 1950-Cal, 14-7 (S)
 1951-Cal, 37-28 (B)
 1952-UW, 22-7 (S)
 1953-Cal, 53-25 (B)
 1954-Cal, 27-6 (S)
 1955-Cal, 20-6 (B)
 1956-Cal, 16-7 (S)
 1957-UW, 35-27 (B)
 1958-Cal, 12-7 (S)
 1959-UW, 20-0 (B)
 1960-UW, 27-7 (S)
 1961-Cal, 21-14 (B)
 1962-UW, 27-0 (S)
 1963-UW, 39-26 (B)
 1964-UW, 21-16 (S)
 1965-Cal, 16-12 (B)
 1966-Cal, 24-20 (S)
 1967-UW, 23-6 (B)

1968-Tie, 7-7 (S)
 1969-Cal, 44-13 (B)
 1970-Cal, 31-28 (S)
 1971-UW, 30-7 (B)
 1972-UW, 35-21 (S)
 1973-Cal, 54-49 (B)
 1974-Cal, 52-26 (S)
 1975-Cal, 27-24 (B)
 1976-Cal, 7-0 (S)
 1977-UW, 50-31 (B)
 1979-UW, 28-24 (B)
 1981-UW, 27-26 (B)
 1982-UW, 50-7 (S)
 1984-UW, 44-14 (S)
 1985-UW, 28-12 (B)
 1986-UW, 50-18 (S)
 1988-UW, 28-27 (S)
 1989-UW, 29-16 (B)
 1990-UW, 46-7 (S)
 1991-UW, 24-17 (B)
 1992-UW, 35-16 (S)
 1993-UW, 24-23 (B)
 1994-UW, 31-19 (S)
 1997-UW, 30-3 (B)
 1998-UW, 21-13 (S)
 1999-UW, 31-27 (B)
 2000-UW, 36-24 (S)
 2001-UW, 31-28 (B)
 2002-Cal, 34-27 (S)
 2003-Cal, 54-7 (B)
 (Points-UW 1575, Cal 1442)



Ken Harvey earned All-Pac-10 honors after recording nine sacks during the 1987 season.

WASHINGTON & JEFFERSON vs. CALIFORNIA

Series tied, 0-0-1
 1921-*Tie, 0-0 (Pasadena)
 *1922 Rose Bowl

WASHINGTON STATE vs. CALIFORNIA

Cal leads series, 36-25-5

(P denotes Pullman,
 S denotes Spokane)
 1919-WSU, 14-0 (B)
 1920-Cal, 49-0 (B)
 1921-Cal, 14-0 (Portland)
 1922-Cal, 61-0 (B)
 1923-Cal, 9-0 (Portland)
 1924-Cal, 20-7 (B)
 1925-Cal, 35-7 (B)
 1928-Cal, 13-3 (B)
 1929-Cal, 14-0 (B)
 1930-WSU, 16-0 (B)
 1931-Cal, 13-7 (Portland)
 1932-WSU, 7-2 (B)
 1933-Tie, 6-6 (P)
 1936-WSU, 14-13 (B)
 1937-Cal, 27-0 (B)
 1938-Cal, 27-3 (P)
 1939-Cal, 13-7 (B)
 1940-WSU, 9-6 (B)
 1941-WSU, 13-6 (P)
 1945-Tie, 7-7 (B)
 1946-Cal, 47-14 (B)
 1947-Cal, 21-6 (B)
 1948-Cal, 44-14 (B)
 1949-Cal, 33-14 (B)
 1951-Cal, 42-35 (P)
 1952-Cal, 28-13 (B)
 1954-Cal, 17-7 (B)
 1955-Tie, 20-20 (B)
 1956-WSU, 14-13 (B)
 1957-WSU, 13-7 (P)

1958-Cal, 34-14 (B)
 1959-Cal, 20-6 (S)
 1960-Tie, 21-21 (B)
 1966-Cal, 21-6 (S)
 1969-Cal, 17-0 (S)
 1970-Cal, 45-0 (B)
 1971-Cal, 24-23 (S)
 1972-Cal, 37-23 (B)
 1973-WSU, 31-28 (P)
 1974-Cal, 37-33 (B)
 1975-Cal, 33-21 (P)
 1976-Cal, 23-22 (B)
 1977-WSU, 17-10 (P)
 1978-Cal, 22-14 (B)
 1979-Cal, 45-13 (P)
 1980-WSU, 31-17 (B)
 1981-WSU, 19-0 (S)
 1982-Cal, 34-14 (B)
 1983-WSU, 16-6 (P)
 1984-WSU, 33-7 (B)
 1985-WSU, 20-19 (P)
 1986-Cal, 31-21 (B)
 *1987-Tie, 17-17 (Tokyo, Japan)
 1988-WSU, 44-13 (P)
 1989-Cal, 38-26 (B)
 1990-WSU, 41-31 (P)
 1993-WSU, 34-7 (P)
 1994-WSU, 26-23 (B)
 1995-Cal, 27-11 (B)
 1996-WSU, 21-18 (P)
 1997-WSU, 63-37 (P)
 1998-Cal, 24-14 (B)
 1999-WSU, 31-7 (P)
 2000-WSU, 21-17 (B)
 2001-WSU 51, Cal 20 (P)
 2002-WSU 48, Cal 38 (B)
 (Points-Cal 1455, WSU 1116)
 *Coca-Cola Bowl

WEST VIRGINIA vs. CALIFORNIA

Cal leads series, 2-1
 1971-Cal, 20-10 (B)
 1975-WVU, 28-10 (B)
 1978-Cal, 28-21 (Morgantown)
 (Points-WVU 59, Cal 58)

WHITTIER vs. CALIFORNIA

Cal leads series, 2-0
 1916-Cal, 21-17 (B)
 1935-Cal, 6-0 (B)
 (Points-Cal 27, Whittiers 17)

WISCONSIN vs. CALIFORNIA

Cal leads series, 5-1
 1946-Wisconsin, 28-7 (B)
 1947-Cal, 48-7 (Madison)
 1948-Cal, 40-14 (B)
 1949-Cal, 35-20 (Madison)
 1989-Cal, 20-14 (B)
 1990-Cal, 28-12 (Madison)
 (Points-Cal 178, Wisconsin 95)

WYOMING vs. CALIFORNIA

Cal leads series, 1-0
 1990-*Cal, 17-15 (Tucson)
 (Points-Cal 17, Wyoming 15)
 *1990 Copper Bowl

YEAR-BY-YEAR RESULTS

1882-83 — Won 2, Lost 1, Tied 1
Coach: None
Captain: W.E. Conner

Date	Opponent	Site	Notes
D 2 4	Phoenix Club	7 San Francisco	Recreation Grounds
F 10 0	Allies	0 San Francisco	" "
F 24 7	Phoenix Club	6 San Francisco	" "
A 7 13	Allies	0 San Francisco	" "

1884 — Won 2, Lost 0, Tied 0
Coach: None
Captain: Charles O. Bosse

F 9 18	Merions	0 San Francisco	Recreation Grounds
M 1 9	Wanderers	0 San Francisco	" "

1885 — Won 4, Lost 0, Tied 1
Coach: None
Captain: John G. Sutton

F 14 13	Merions	0 Berkeley	1st game on campus;
F 21 4	Merions	0 Berkeley	at present site of the
F 28 4	Merions	0 Berkeley	Life Sciences Bldg.
M 14 0	Wasps	0 Berkeley	through 10/1/1904
M 28 2	Wasps	0 Berkeley	Last rugby gm until '06

1886 — Won 6, Lost 2, Tied 1
Coach: Oscar S. Howard
Captain: Frederick C. Turner

J 16 20	Wasps	2 Berkeley	Cal begins Am. football
F 6 10	Orions	12 Oakland	14th & Harrison St.
F 22 1	Hastings Law Col.	0 Berkeley	Forfeit
M 13 12	Reliance	12 Berkeley	
M 27 10	Reliance	0 Berkeley	
A 30 29	Orions	2 Berkeley	
M 5 4	Reliance	7 Berkeley	
M 21 1	Wasps	0 Berkeley	Forfeit
M 22 1	Hastings Law Col.	0 Berkeley	Forfeit

1887 — Won 4, Lost 0, Tied 0
Coach: None
Captain: Frederick C. Turner

F 18 26	S.F. Club	0 Berkeley	
F 25 14	Volunteers	0 Berkeley	
M 5 14	Reliance	6 Berkeley	
M 26 12	Reliance	6 Berkeley	

1888 — Won 6, Lost 1, Tied 0
Coach: None
Captain: Charles W. Reed

F 18 26	S.F. Club	0 Berkeley	
F 25 6	Volunteers	10 Berkeley	
M 10 20	S.F. Club	0 Berkeley	
M 17 14	Posens	0 Berkeley	
M 31 1	Wasps	0 Berkeley	Forfeit
A 21 1	Wasps	0 Berkeley	Forfeit
A 23 36	S.F. Club	0 Santa Rosa	

1889 — All scheduled games were cancelled due to excessive rains.

1890 — Won 4, Lost 0, Tied 0
Coach: None
Captain: Fred W. McNear

J 11 6	Posens	4 Berkeley	
F 8 16	Posens	0 Berkeley	
F 15 11	Posens	0 Berkeley	
M 1 12	Posens	0 Berkeley	

1891 — Won 0, Lost 1, Tied 0
Coach: None
Captain: John H. White

M 7 0	S.F. Club	36 Berkeley	
-------	-----------	-------------	--

1892 (Spring) — Won 4, Lost 2, Tied 0
Coach: None
Captain: George H. Foulks

D 12 12	S.F. Boys HS	0 Berkeley	
J 5 14	S.F. Boys HS	0 Berkeley	

J 12 16	Hopkins Academy	4 Berkeley	
F 3 30	Berkeley Gym.	0 Berkeley	
F 20 0	Olympic Club	6 Berkeley	
M 19 10	Stanford	14 San Francisco	First game vs. Stanford Haight & Stanyan

1892 — Won 2, Lost 1, Tied 1
Coach: Thomas McClung
Captain: Loren E. Hunt

O 26 10	Olympic Club	20 San Francisco	Central Park
N 5 16	Olympic Club	0 San Francisco	Central Park
N 12 8	Olympic Club	4 San Francisco	Central Park
D 17 10	Stanford	10 San Francisco	Haight & Stanyan

1893 — Won 5, Lost 1, Tied 1
Coach: W.W. Heffelfinger
Captain: H. Percy Benson

O 28 30	Reliance Club	0 Berkeley	
N 1 14	S.F. All-Stars	12 San Francisco	Central Park
N 3 22	Olympic Club	10 San Francisco	Central Park
N 11 12	Olympic Club	6 San Francisco	Central Park
N 14 22	Reliance Club	10 Piedmont	
N 17 4	Reliance Club	16 Piedmont	
N 30 6	Stanford	6 San Francisco	Haight & Stanyan

1894 — Won 0, Lost 1, Tied 2
Coach: Charles O. Gill
Captain: H. Percy Benson

O 13 12	Reliance Club	12 San Francisco	Haight & Stanyan
O 27 0	Reliance Club	0 Piedmont	
N 29 0	Stanford	6 San Francisco	Haight & Stanyan

1895 — Won 3, Lost 1, Tied 1
Coach: Frank Butterworth
Captain: Eddie Sherman

O 6 0	Reliance Club	4 Berkeley	
O 12 12	Reliance Club	0 Berkeley	
O 26 8	Reliance Club	0 Berkeley	
N 9 20	Olympic Club	0 San Francisco	Central Park
N 28 6	Stanford	6 San Francisco	Haight St. Grds.

1896 — Won 6, Lost 2, Tied 2
Coach: Frank Butterworth
Captain: A.W. Ransome

O 3 2	Reliance Club	12 San Francisco	Central Park
O 6 0	Olympic Club	0 San Francisco	" "
O 10 0	Reliance Club	0 San Francisco	" "
O 17 24	Olympic Club	8 San Francisco	" "
N 3 16	Reliance Club	10 San Francisco	" "
N 26 0	Stanford	20 San Francisco	" "
D 25 14	Los Angeles A.C.	0 Los Angeles	
D 29 32	Redlands High	0 Redlands	
D 31 52	San Diego High	0 San Diego	
J 1 10	Whittier School	6 Los Angeles	

1897 — Won 0, Lost 3, Tied 2
Coach: Charles P. Nott
Captain: Percy W. Hall

S 25 0	Reliance	12 Berkeley	
O 2 0	Reliance	10 San Francisco	Recreation Grounds
O 9 4	Reliance	4 Berkeley	
N 6 4	Reliance	4 Berkeley	
N 25 0	Stanford	28 San Francisco	Recreation Grounds

1898 — Won 8, Lost 0, Tied 2
Coach: Garrett Cochran
Captain: Percy W. Hall

O 1 17	Olympic Club	0 San Francisco	Recreation Grounds
O 8 4	Washington Vols.	0 Berkeley	
O 13 44	Washington Vols.	0 Berkeley	
O 15 18	Olympic Club	0 San Francisco	Recreation Grounds
O 18 33	Kansas Volunteers	0 Berkeley	
O 31 0	Iowa Volunteers	0 Berkeley	
N 4 51	St. Mary's	0 Berkeley	
N 12 5	Olympic Club	5 San Francisco	Recreation Grounds
N 24 22	Stanford	0 San Francisco	Recreation Grounds
D 26 27	Multnomah A.C.	0 Portland	

1899 — Won 7, Lost 1, Tied 1
Coach: Garrett Cochran
Captain: James R. Whipple

S 30	6	Olympic Club	0	Berkeley	
O 14	0	Olympic Club	0	San Francisco	16th & Folsom
O 21	11	League of the Cross	0	Berkeley	
N 11	15	Olympic Club	0	San Francisco	16th & Folsom
N 15	24	Nevada	0	Berkeley	
N 18	12	Oregon	0	Berkeley	First game vs. Oregon
N 22	44	State Normal	0	Berkeley	First game vs. SJSU
N 30	30	Stanford	0	San Francisco	16th & Folsom
D 25	0	Carlisle	2	San Francisco	16th & Folsom

1900 — Won 4, Lost 2, Tied 1
Coach: Addison W. Kelly
Captain: Charles A. Pringle

O 6	0	Reliance	0	Berkeley	
O 20	5	Reliance	0	Berkeley	
N 10	11	Reliance	0	Berkeley	
N 14	32	Nevada	0	Berkeley	
N 17	0	Oregon	2	Berkeley	
N 22	5	San Jose Normal	0	Berkeley	
N 29	0	Stanford	5	San Francisco	16th & Folsom

1901 — Won 9, Lost 0, Tied 1
Coach: Frank Simpson
Captain: Lloyd A. Womble

S 28	0	Reliance	0	Berkeley	
O 5	5	Olympic Club	0	Berkeley	
O 10	6	Olympic Club	0	Berkeley	
O 12	6	Reliance	0	Berkeley	
O 26	6	Olympic Club	5	San Francisco	
N 30	12	Nevada	0	Berkeley	
N 1	16	Mare Isl. Marines	0	Berkeley	
N 9	2	Stanford	0	San Francisco	Recreation Park
D 25	38	So. Cal. All-Stars	0	Los Angeles	
D 30	15	Perris Indians	10	Riverside	

1902 — Won 8, Lost 0, Tied 0
Coach: James R. Whipple
Captain: William B. Albertson

S 27	12	Alumni Club	0	Berkeley	
O 4	16	Reliance	0	Berkeley	
O 11	44	Alumni Club	0	Berkeley	
O 25	17	Reliance	0	Berkeley	
O 28	5	'98-'99 Alumni	0	Berkeley	
N 1	29	Nevada	0	Berkeley	
N 8	16	Stanford	0	San Francisco	Bobby Sherman 105y
N 28	29	Perris Indians	12	Riverside	punt ret. (TD)

1903 — Won 6, Lost 1, Tied 2
Coach: James R. Whipple
Captain: Orval F. Overall

S 26	0	Reliance	0	Berkeley	
O 3	51	Navy Hospital	0	Berkeley	
O 10	7	Reliance	0	Berkeley	
O 14	5	Reliance	0	Berkeley	
O 24	40	Chemawa Indians	0	Berkeley	
O 28	6	Alumni	0	Berkeley	
O 31	11	Multnomah A.C.	0	Berkeley	
N 7	2	Nevada	6	Berkeley	
N 14	6	Stanford	6	San Francisco	Richmond Field

1904 — Won 6, Lost 1, Tied 1
Coach: James Hopper
Captain: Benjamin K. Stroud

O 1	6	Sherman Indians	0	Berkeley	Last game at LSB site
O 8	10	Olympic Club	0	Berkeley	1st game @ Calif. Field
O 18	20	Multnomah A.C.	0	Berkeley	
O 22	12	Oregon	0	Berkeley	
O 29	5	Pomona	0	Berkeley	
N 5	16	Nevada	0	Berkeley	
N 12	0	Stanford	18	Berkeley	1st on-campus Big Game
N 24	6	Washington	6	Seattle	1st game vs. Washington

Numbers in parentheses refer to team rankings at time of game. Number preceding opponent name is Cal's ranking, and number after opponent name is opponent ranking.

1905 — Won 4, Lost 1, Tied 2
Coach: J.W. Knibbs
Captain: James A. Force

S 30	23	St. Vincent's	0	Berkeley	
O 7	0	Williamette	0	Berkeley	
O 12	0	Oregon	0	Berkeley	
O 21	21	Sherman Indians	0	Los Angeles	
O 28	10	Oregon Aggies	0	Berkeley	1st game vs. Oregon St.
N 4	16	Nevada	0	Berkeley	
N 11	5	Stanford	12	Palo Alto	Last FB game until 1915

1906 — Won 2, Lost 4, Tied 0
Coach: Oscar Taylor
Captain: Calvin W. Haffey

O 17	5	S.F. All-Stars	8	Berkeley	Cal resumes rugby - safety concerns
O 20	6	Pomona	0	Berkeley	
O 24	5	Vancouver	0	Berkeley	
O 27	0	Vancouver	3	Berkeley	
N 3	0	Nevada	3	Berkeley	
N 10	3	Stanford	6	Berkeley	

1907 — Won 4, Lost 3, Tied 0
Coach: Oscar Taylor
Captain: Walter Fuller

S 14	0	Barbarians	6	Berkeley	
S 21	9	Barbarians	0	Berkeley	
O 5	6	Barbarians	0	Berkeley	
O 19	25	Nevada	0	Berkeley	
O 23	16	Vancouver	12	Berkeley	
O 28	0	Vancouver	3	Berkeley	
N 9	11	Stanford	21	Palo Alto	

1908 — Won 7, Lost 3, Tied 1
Coach: Oscar Taylor
Captain: Ralph H. Butler

S 19	14	Olympic Club	0	Berkeley	
S 26	3	Barbarians	0	Berkeley	
O 3	14	Olympic Club	3	Berkeley	
O 10	0	Barbarians	11	Berkeley	
O 21	32	St. Mary's	0	Berkeley	
O 24	17	Barbarians	6	Berkeley	
O 28	3	Vancouver	3	Berkeley	
O 31	0	Vancouver	3	Berkeley	
N 3	17	Olympic Club	8	Berkeley	
N 7	11	Nevada	0	Berkeley	
N 14	3	Stanford	12	Berkeley	

1909 — Won 12, Lost 3, Tied 1
Coach: James G. Schaeffer
Captain: Cedric Cerf

S 4	39	Reliance	0	Berkeley	
S 9	6	Barbarians	3	Berkeley	
S 11	30	Reliance	0	Berkeley	
S 18	16	Olympic Club	0	Berkeley	
S 25	3	Barbarians	6	Berkeley	
O 2	10	Castaways	10	Los Angeles	
O 4	19	So. Cal All-Stars	3	Los Angeles	
O 9	6	Barbarians	0	Berkeley	
O 23	19	Olympic Club	0	Berkeley	
O 27	24	Vancouver	3	Berkeley	
O 30	39	Vancouver	0	Berkeley	
N 6	24	Nevada	8	Berkeley	
N 13	19	Stanford	13	Palo Alto	
D 25	0	Vancouver	3	Vancouver, BC	
D 29	0	Vancouver	5	Vancouver, BC	
J 1	14	Vancouver	3	Vancouver, BC	

1910 — Won 12, Lost 0, Tied 2
Coach: James G. Schaeffer
Captain: Jay Dwiggins, Jr.

S 10	9	Barbarians	0	Berkeley	
S 17	32	Barbarians	5	Berkeley	
S 24	17	Olympic Club	3	Berkeley	
O 1	26	Barbarians	0	Berkeley	
O 8	16	Olympic Club	0	Berkeley	
O 19	22	Barbarians	0	Berkeley	
O 22	40	Olympic Club	10	Berkeley	
O 26	6	St. Mary's	0	Berkeley	
O 29	18	Olympic Club	0	Berkeley	
N 5	62	Nevada	0	Berkeley	
N 12	25	Stanford	6	Berkeley	1st time card stunts used in college football game
D 26	0	Victoria All-Stars	0	Victoria, BC	
D 29	3	Victoria All-Stars	0	Victoria, BC	
J 1	3	Victoria All-Stars	3	Victoria, BC	

1911 — Won 11, Lost 2, Tied 1
Coach: James G. Schaeffer
Captain: Amos W. Elliott

S	9	11	Barbarians	0	Berkeley
S	16	8	Olympic Club	0	Berkeley
S	23	31	Barbarians	3	Berkeley
S	30	16	Olympic Club	8	Berkeley
O	7	29	Nevada	0	Reno
O	14	14	Barbarians	3	Berkeley
O	21	18	Olympic Club	3	Berkeley
O	25	21	B.C. All-Stars	0	Berkeley
O	28	24	B.C. All-Stars	0	Berkeley
N	4	60	Olympic Club	0	Berkeley
N	11	21	Stanford	3	Palo Alto
D	25	0	Victoria All-Stars	0	Victoria, BC
D	28	3	Victoria All-Stars	6	Victoria, BC
J	1	0	Victoria All-Stars	8	Victoria, BC

1912 — Won 10, Lost 2, Tied 1
Coach: James G. Schaeffer
Captain: John A. Stroud, Jr.

S	9	8	Barbarians	3	Berkeley
S	14	5	Olympic Club	3	Berkeley
S	21	16	Barbarians	0	Berkeley
S	28	9	Olympic Club	0	Berkeley
O	5	34	Nevada	0	Berkeley
O	9	21	St. Mary's	0	Berkeley
O	12	5	Olympic Club	0	Berkeley
O	19	16	Barbarians	3	Berkeley
O	26	0	Australia Waratahs	18	Berkeley
O	30	6	Australia Waratahs	5	Berkeley
N	2	3	Australia Waratahs	23	Berkeley
N	9	3	Stanford	3	Berkeley
N	28	18	USC	0	Berkeley

1912 Mud Game
1st game vs. USC

1913 — Won 6, Lost 3, Tied 3
Coach: James G. Schaeffer
Captain: Stirling B. Peart

S	9	6	Titans	6	Berkeley
S	13	0	Barbarians	0	Berkeley
S	20	4	Titans	3	Berkeley
S	27	21	Barbarians	0	Berkeley
O	4	18	UC Alumni Club	0	Berkeley
O	8	0	N.Z. All-Blacks	31	Berkeley
O	11	6	Santa Clara	3	Berkeley
O	18	13	UC Alumni Club	3	Berkeley
O	25	3	N.Z. All-Blacks	38	Berkeley
N	8	8	Stanford	13	Palo Alto
N	22	23	Barbarians	10	San Francisco
N	27	3	USC	3	Los Angeles

Golden Gate Park

1914 — Won 14, Lost 1, Tied 0
Coach: James G. Schaeffer
Captain: Joseph L. McKim

S	5	8	Olympic Club	3	Berkeley
S	9	8	Titans	3	Berkeley
S	12	12	Barbarians	5	Berkeley
S	19	17	UC Alumni	5	Berkeley
S	26	13	Olympic Club	3	Berkeley
O	3	17	Titans	3	Berkeley
O	10	22	UC Alumni	3	Berkeley
O	17	11	Barbarians	0	Berkeley
O	21	28	St. Mary's	0	Berkeley
O	24	18	Titans	0	Berkeley
O	28	24	St. Mary's	3	Berkeley
O	31	25	Santa Clara	0	Berkeley
N	7	27	UC Alumni	3	Berkeley
N	14	8	Stanford	26	Berkeley
N	28	38	Nevada	3	Reno

End of 2nd rugby era

1915 — Won 8, Lost 5, Tied 0
Coach: James G. Schaeffer
Captain: Clifford G. Canfield

S	11	17	Olympic Club	0	Berkeley
S	18	0	Commerical Club	10	Berkeley
S	25	18	Olympic Club	2	Berkeley
O	2	19	Olympic Club	9	Berkeley
O	9	7	Originals	0	Berkeley
O	16	44	Sherman Indians	7	Berkeley
O	20	6	St. Mary's	7	Berkeley
O	23	10	USC	28	Berkeley
O	30	10	St. Mary's	9	Berkeley
N	6	0	Washington	72	Berkeley
N	13	7	Washington	13	Seattle

Cal resumes American football
Leroy Sharp 80y punt ret. (TD)

N	20	81	Nevada	6	Reno
N	25	23	USC	21	Los Angeles

ANDY SMITH (1916-1925)
74-16-7 (.799)



1916 — Won 6, Lost 4, Tied 1
Coach: Andy Smith
Captain: Willis R. Montgomery

S	16	23	Olympic Club	0	Berkeley
S	23	23	Originals	0	Berkeley
S	30	0	Olympic Club	0	Berkeley
O	7	13	Originals	0	Berkeley
O	14	21	Whittier	17	Berkeley
O	21	14	Oregon	39	Berkeley
O	28	13	Occidental	14	Berkeley
N	4	27	USC	0	Los Angeles
N	11	48	St. Mary's	6	Berkeley
N	18	3	Washington	13	Berkeley
N	30	7	Washington	14	Seattle

1917 — Won 5, Lost 5, Tied 1
Coach: Andy Smith
Captains: Daniel P. Foster, Fred T. Brooks

S	15	0	Mare Isl. Marines	27	Berkeley
S	22	2	Olympic Club	6	Berkeley
S	29	0	Mare Isl. Marines	26	Berkeley
O	6	40	Olympic Club	0	Berkeley
O	13	33	Navy Hospital Corps	7	Berkeley
O	20	20	Occidental	0	Berkeley
O	27	14	Oregon Aggies	3	Berkeley
N	3	27	Washington	0	Berkeley
N	10	13	St. Mary's	14	Berkeley
N	17	0	Oregon	21	Eugene
N	29	0	USC	0	Los Angeles

1918 — Won 7, Lost 2, Tied 0
Coach: Andy Smith
Pacific Coast Conference Champions
Captain: Carlton G. Wells

O	5	7	Ft. MacDowell	21	Berkeley
O	12	13	S.F. Presidio	7	Berkeley
O	19	1	Fort Scott	0	Berkeley
N	9	40	St. Mary's	14	Berkeley
N	16	0	Mather Field	13	Berkeley
N	23	6	Oregon	0	Berkeley
N	30	67	Stanford	0	Berkeley
D	7	20	San Pedro Navy	0	Berkeley
D	14	33	USC	7	Los Angeles

S.A.T.C.: Student Army Training Corps game
Forfeit

1919 — Won 6, Lost 2, Tied 1
Coach: Andy Smith
Captain: Fred T. Brooks

S	27	12	Olympic Club	0	Berkeley
O	4	6	Olympic Club	6	Berkeley
O	11	19	St. Mary's	0	Berkeley
O	18	61	Occidental	0	Berkeley
O	25	0	Washington State	14	Berkeley
N	1	21	Oregon Aggies	14	Berkeley
N	8	14	USC	13	Los Angeles
N	22	14	Stanford	10	Palo Alto
N	27	0	Washington	7	Seattle

Radio reports on the Big Game for the 1st time

1920 — Won 9, Lost 0, Tied 0
Coach: Andy Smith
Pacific Coast Conference Champions
Captain: Olin C. Majors

S	25	21	Olympic Club	0	Berkeley
O	2	88	Mare Isl. Marines	0	Berkeley
O	9	127	St. Mary's	0	Berkeley
O	16	79	Nevada	7	Berkeley
O	23	63	Utah	0	Berkeley
O	30	17	Oregon Aggies	7	Corvallis
N	6	49	Washington State	0	Berkeley
N	20	38	Stanford	0	Berkeley

ROSE BOWL					
J	1	28	Ohio State	0	Pasadena

Cal's First Rose Bowl Tournament Park

1921 — Won 9, Lost 0, Tied 1
Coach: Andy Smith
Pacific Coast Conference Champions
Captain: George H. Latham

S	24	21	St. Mary's	0	Berkeley	
O	1	14	Olympic Club	0	Berkeley	
O	8	51	Nevada	6	Berkeley	
O	15	21	Pacific Fleet	10	Berkeley	
O	22	39	Oregon	0	Berkeley	
O	29	14	Washington State	0	Portland	Multnomah Field
N	5	38	USC	7	Berkeley	
N	12	72	Washington	3	Berkeley	Duke Morrison 5 rush TDs
N	19	42	Stanford	7	Palo Alto	1st game at Stanford Stadium

ROSE BOWL

J	1	0	Washington & Jeff.	0	Pasadena	Tournament Park
---	---	---	--------------------	---	----------	-----------------

1922 — Won 9, Lost 0, Tied 0
Coach: Andy Smith
Pacific Coast Conference Champions
Captain: Charles F. Erb, Jr.

S	30	45	Santa Clara	14	Berkeley	
O	7	80	Mare Isl. Marines	0	Berkeley	
O	14	41	St. Mary's	0	Berkeley	
O	21	25	Olympic Club	0	Berkeley	
O	28	12	USC	0	Pasadena	First game at Rose Bowl
N	4	61	Washington State	0	Berkeley	Archie Nisbet 54y FG
N	11	45	Washington	7	Seattle	
N	18	61	Nevada	13	Berkeley	Dick Dunn 6 TDs
N	25	28	Stanford	0	Palo Alto	

1923 — Won 9, Lost 0, Tied 1
Coach: Andy Smith
Pacific Coast Conference Champions
Captain: Donald P. Nichols

S	22	3	Alumni All-Stars	0	Berkeley	
S	29	49	St. Mary's	0	Berkeley	
O	6	48	Santa Clara	0	Berkeley	
O	13	16	Olympic Club	0	Berkeley	Bill Blewett 3 FGs
O	20	26	Oregon Aggies	0	Berkeley	
O	27	9	Washington State	0	Portland	
N	3	0	Nevada	0	Berkeley	#2 Cal vs. #1 Nevada
N	10	13	USC	7	Los Angeles Coliseum	1st PCC game LA
N	17	9	Washington	0	Berkeley	Final game at Calif. Field
N	24	9	Stanford	0	Berkeley	Inaugural game at Cal Memorial Stadium

1924 — Won 8, Lost 0, Tied 2
Head Coach: Andy Smith
Captain: Edwin C. Horrell

S	27	13	Santa Clara	7	Berkeley	
O	4	17	St. Mary's	7	Berkeley	
O	11	28	Pomona	0	Berkeley	
O	18	9	Olympic Club	3	Berkeley	
O	25	20	Washington State	7	Berkeley	
N	1	7	USC	0	Berkeley	
N	8	7	Washington	7	Seattle	
N	15	27	Nevada	0	Berkeley	
N	22	20	Stanford	20	Berkeley	1st tie at Cal Memorial Stadium
J	1	14	Pennsylvania	0	Berkeley	

1925 — Won 6, Lost 3, Tied 0
Head Coach: Andy Smith
Captain: Talma W. Imlay

S	26	28	Santa Clara	0	Berkeley	
O	3	54	Nevada	0	Berkeley	
O	10	0	Olympic Club	15	Berkeley	1st loss at Cal Memorial
O	17	6	St. Mary's	0	Berkeley	
O	24	28	Oregon	0	Portland	
O	31	27	Pomona	0	Los Angeles	
N	7	35	Washington State	7	Berkeley	
N	14	0	Washington	7	Berkeley	1st collegiate loss at Cal Memorial Stadium
N	21	14	Stanford	27	Palo Alto	

Numbers in parentheses refer to team rankings at time of game. Number preceding opponent name is Cal's ranking, and number after opponent name is opponent ranking.

1926 — Won 3, Lost 6, Tied 0
Coach: Clarence M. Price
Captain: Bert Griffin

S	25	13	Santa Clara	6	Berkeley	
O	2	32	Olympic Club	0	Berkeley	
O	9	7	St. Mary's	26	Berkeley	
O	16	7	Oregon Aggies	27	Berkeley	
O	23	0	USC	27	Berkeley	
O	30	13	Oregon	21	Berkeley	
N	6	7	Washington	13	Seattle	
N	13	20	Nevada	6	Berkeley	
N	20	6	Stanford	41	Berkeley	

1927 — Won 7, Lost 3, Tied 0
Coach: Clarence M. Price
Captain: Fritz Coltrin

S	24	14	Santa Clara	6	Berkeley	
O	1	54	Nevada	0	Berkeley	
O	8	13	St. Mary's	0	Berkeley	
O	15	16	Oregon	0	Portland	
O	22	21	Olympic Club	0	Berkeley	
O	29	0	USC	13	Los Angeles	
N	5	33	Montana	13	Berkeley	
N	12	0	Washington	6	Berkeley	
N	19	6	Stanford	13	Palo Alto	
D	31	27	Pennsylvania	13	Berkeley	

1928 — Won 6, Lost 2, Tied 2
Coach: Clarence M. Price
Captain: Irvine Phillips

S	29	22	Santa Clara	0	Berkeley	Bob Norton 75y int. (TD)
O	6	7	St. Mary's	0	Berkeley	
O	13	13	Washington State	3	Berkeley	
O	20	0	USC	0	Berkeley	1st scoreless tie at Cal Memorial Stadium
O	27	0	Olympic Club	12	Berkeley	
N	3	13	Oregon	0	Berkeley	
N	10	6	Washington	0	Seattle	
N	17	60	Nevada	0	Berkeley	
N	24	13	Stanford	13	Berkeley	S. Bancroft 75y int. (TD)

ROSE BOWL

J	1	7	Georgia Tech	8	Pasadena	R. Riegels' wrong-way run
---	---	---	--------------	---	----------	---------------------------

1929 — Won 7, Lost 1, Tied 1
Coach: Clarence M. Price
Captain: Roy Riegels

S	28	27	Santa Clara	6	Berkeley	
O	5	0	St. Mary's	0	Berkeley	
O	12	14	Washington State	0	Berkeley	
O	19	12	Pennsylvania	7	Philadelphia	Benny Lom 54y KO ret.
O	26	21	Olympic Club	19	Berkeley	
N	2	15	USC	7	Los Angeles	Benny Lom 85y TD run
N	9	53	Montana	18	Berkeley	
N	16	7	Washington	0	Berkeley	
N	23	6	Stanford	21	Palo Alto	

1930 — Won 4, Lost 5, Tied 0
Coach: Clarence M. Price
Captain: Carl Handy

S	27	19	Santa Clara	7	Berkeley	
O	4	0	Washington State	16	Berkeley	
O	11	7	St. Mary's	6	Berkeley	
O	18	7	Olympic Club	13	Berkeley	
O	25	0	Washington	13	Seattle	
N	1	46	Montana	0	Berkeley	
N	8	0	USC	74	Los Angeles	
N	15	8	Nevada	0	Berkeley	
N	22	0	Stanford	41	Berkeley	

1931 — Won 8, Lost 2, Tied 0
Coach: William A. Ingram
Captain: Edwin Griffiths

S	26	6	Santa Clara	2	Berkeley	
O	3	0	St. Mary's	14	Berkeley	
O	10	6	Olympic Club	0	Berkeley	
O	17	13	Washington State	7	Portland	
O	24	0	USC	6	Berkeley	
O	31	25	Nevada	6	Berkeley	Joe Verducci 55y punt ret. (TD)
N	7	13	Washington	0	Berkeley	
N	14	18	Idaho	0	Berkeley	
N	21	6	Stanford	0	Palo Alto	1st win over Stanford since 1923
D	26	19	Georgia Tech	6	Atlanta	

1932 — Won 7, Lost 3, Tied 2
Coach: William A. Ingram
Captain: Richard C. Tozer

S 17	20	California Aggies	6	Berkeley	
S 17	13	West Coast Navy	0	Berkeley	
S 24	0	Santa Clara	12	Berkeley	
O 1	22	Olympic Club	6	Berkeley	
O 8	12	St. Mary's	12	Berkeley	Augustus Castro 75y int.
O 15	2	Washington State	7	Berkeley	ret. (TD)
O 22	7	Washington	6	Seattle	A. Williams 47y TD run
O 29	38	Nevada	0	Berkeley	Fred Hector 67y TD run
N 5	7	USC	27	Los Angeles	
N 12	21	Idaho	6	Berkeley	
N 19	0	Stanford	0	Berkeley	Only scoreless tie vs. Stan.
D 17	27	Georgia Tech	7	Berkeley	

1933 — Won 6, Lost 3, Tied 2
Coach: William A. Ingram
Captain: John Ransome

S 23	0	Santa Clara	7	Berkeley	
S 30	39	California Aggies	0	Berkeley	
S 30	34	Nevada	0	Berkeley	
O 7	14	St. Mary's	13	Berkeley	
O 14	23	Olympic Club	0	Berkeley	
O 21	6	Washington State	6	Pullman	
O 28	3	USC	6	Berkeley	A. Williams 72y punt ret.
N 4	0	UCLA	0	Los Angeles	1st game and only tie vs. UCLA
N 11	33	Washington	0	Berkeley	
N 18	6	Idaho	0	Berkeley	
N 25	3	Stanford	7	Palo Alto	

1934 — Won 6, Lost 6, Tied 0
Coach: William A. Ingram
Captain: Arleigh Williams

S 29	54	California Aggies	0	Berkeley	
S 29	33	Nevada	0	Berkeley	
O 6	0	St. Mary's	7	Berkeley	
O 13	7	Pacific	6	Berkeley	
O 20	3	UCLA	0	Berkeley	
O 27	7	Washington	13	Seattle	
N 3	0	Santa Clara	20	Berkeley	
N 10	7	USC	2	Los Angeles	
N 17	45	Idaho	13	Berkeley	
N 24	7	Stanford	9	Berkeley	
D 25	13	Honolulu Twn Tm.	26	Honolulu	
J 1	0	Hawaii	14	Honolulu	

Leonard "Stub" Allison (1935-44)
58-42-2 (.578)



1935 — Won 9, Lost 1, Tied 0
Coach: Leonard B. Allison
Pacific Coast Conference Co-Champions
Captain: Larry Lutz

S 28	47	California Aggies	0	Berkeley	
S 28	6	Whittier	0	Berkeley	
O 5	10	St. Mary's	0	Berkeley	
O 12	6	Oregon	0	Portland	
O 19	6	Santa Clara	0	Berkeley	
O 26	21	USC	7	Berkeley	
N 2	14	UCLA	2	Los Angeles	
N 9	14	Washington	0	Berkeley	
N 16	39	Pacific	0	Berkeley	
N 23	0	Stanford	13	Palo Alto	

1936 — Won 6, Lost 5, Tied 0
Coach: Leonard B. Allison
Captain: Ray Nordstrom

S 26	14	Pacific	0	Berkeley	
S 26	39	California Aggies	0	Berkeley	
O 3	0	St. Mary's	10	Berkeley	
O 10	7	Oregon State	0	Portland	
O 17	6	UCLA	17	Berkeley	
O 24	0	Washington (8)	13	Seattle	
O 31	13	Washington State	14	Berkeley	
N 7	13	USC (11)	7	Los Angeles	Dolman-Herwig lateral,
N 14	28	Oregon	0	Berkeley	last 23 yds for TD
N 21	20	Stanford	0	Berkeley	
N 28	7	Georgia Tech	13	Atlanta	

1937 — Won 10, Lost 0, Tied 1
Coach: Leonard B. Allison
Pacific Coast Conference Champions
Captain: John Meek

S 25	30	St. Mary's	7	Berkeley	
O 2	24	Oregon State	6	Berkeley	
O 9	27	Washington State	0	Berkeley	
O 16	14	California Aggies	0	Berkeley	Ed Solinsky: 102y kickoff
O 16	20	Pacific	0	Berkeley	return (TD; Cal record)
O 23	20	(1) USC (11)	6	Berkeley	
O 30	27	(1) UCLA	14	Los Angeles	
N 6	0	(1) Washington	0	Berkeley	
N 13	26	(2) Oregon	0	Portland	
N 20	13	(2) Stanford (13)	0	Palo Alto	
ROSE BOWL					
J 1	13	(2) Alabama (4)	0	Pasadena	Vic Bottari 2 rushing TDs

1938 — Won 10, Lost 1, Tied 0
Coach: Leonard B. Allison
Pacific Coast Conference Co-Champions
Captain: Vic Bottari

S 24	12	St. Mary's	7	Berkeley	
O 1	27	Washington State	3	Pullman	
O 8	48	California Aggies	0	Berkeley	
O 8	39	Pacific	0	Berkeley	
O 15	20	UCLA	7	Berkeley	
O 22	14	(3) Washington	7	Seattle	
O 29	13	(3) Oregon State	7	Berkeley	
N 5	7	(3) USC (13)	13	Los Angeles	
N 12	20	(14) Oregon	0	Berkeley	
N 19	6	(9) Stanford	0	Berkeley	
D 26	13	(9) Georgia Tech	0	Berkeley	

1939 — Won 3, Lost 7, Tied 0
Coach: Leonard B. Allison
Captain: Louie Smith

S 30	32	California Aggies	14	Berkeley	
S 30	0	Pacific	6	Berkeley	
O 7	3	St. Mary's	7	Berkeley	
O 14	0	Oregon	6	Berkeley	
O 21	13	Washington State	7	Berkeley	
O 28	0	USC (8)	26	Berkeley	
N 4	7	UCLA (19)	20	Los Angeles	
N 11	6	Washington	13	Berkeley	
N 18	0	Oregon State (19)	21	Corvallis	
N 25	32	Stanford	14	Palo Alto	

1940 — Won 4, Lost 6, Tied 0
Coach: Leonard B. Allison
Captain: Bill Elmore

S 28	0	Michigan	41	Berkeley	
O 5	9	St. Mary's	6	Berkeley	
O 12	6	Washington State	9	Berkeley	
O 19	9	UCLA	7	Berkeley	
O 26	6	Washington (16)	7	Seattle	
N 2	13	Oregon State	19	Berkeley	
N 9	20	USC	7	Los Angeles	Jim Jurkovich 100y int.
N 16	14	Oregon	6	Berkeley	ret. (TD)
N 30	7	Stanford (3)	13	Berkeley	
D 28	0	Georgia Tech	13	Atlanta	

1941 — Won 4, Lost 5, Tied 0
Coach: Leonard B. Allison
Captains: Bob Reinhard, Jack McQuary

S 27	31	St. Mary's	0	Berkeley	
O 4	6	Washington State	13	Pullman	
O 11	0	Santa Clara	13	Berkeley	
O 18	7	Oregon	19	Portland	
O 25	14	USC	0	Berkeley	
N 1	27	UCLA	7	Los Angeles	
N 8	6	Washington	13	Berkeley	
N 15	0	Oregon State	6	Berkeley	
N 29	16	Stanford	0	Palo Alto	Al Derian 46y TD run

1942 – Won 5, Lost 5, Tied 0
Coach: Leonard B. Allison
Captains: Jim Jurkovich, John Ferguson

S	26	6	St. Mary's	0	Berkeley
O	3	8	Oregon State	13	Corvallis
O	10	6	Santa Clara	7	Berkeley
O	17	0	UCLA	21	Berkeley
O	24	19	Washington	6	Seattle
O	31	20	Oregon	7	Berkeley
N	7	7	USC	21	Los Angeles
N	14	13	Montana	0	Berkeley
N	21	7	Stanford	26	Berkeley
D	12	12	Navy Pre-Flight	6	Berkeley

1943 – Won 4, Lost 6, Tied 0
Coach: Leonard B. Allison
Captain: Art Honegger

S	25	27	St. Mary's	12	Berkeley
O	2	0	USC	7	Berkeley
O	9	6	Pacific (20)	12	Berkeley
O	16	13	UCLA	0	Los Angeles
O	23	0	St. Mary's Pre-Fl.	39	Berkeley
O	30	0	(20) USC (5)	13	Los Angeles
N	6	32	San Francisco	0	Berkeley
N	13	13	UCLA	6	Berkeley
N	20	0	Alameda Cst. Grd.	7	Berkeley
N	27	8	Del Monte Pre-Fl. (10)	47	Berkeley

1944 – Won 3, Lost 6, Tied 1
Coach: Leonard B. Allison
Captains: Game Captains

S	23	31	St. Mary's	7	Berkeley
S	30	6	UCLA	0	Berkeley
O	7	6	USC	6	Los Angeles
O	14	14	Pacific	0	Berkeley
O	21	2	(12) Fleet City	19	Berkeley
O	28	7	Washington	33	Berkeley
N	4	6	Coast Guard	12	Berkeley
N	11	0	UCLA	7	Los Angeles
N	18	0	USC (12)	32	Berkeley
N	25	6	St. Mary's Pre-Fl.	33	Berkeley

Joe Stuart 87y TD run

1945 – Won 4, Lost 5, Tied 1
Coach: Lawrence T. Shaw
Captains: Game Captains

S	22	13	St. Mary's	20	Berkeley
S	29	2	USC	13	Berkeley
O	6	27	Washington	14	Berkeley
O	13	0	UCLA	13	Los Angeles
O	27	19	Nevada	6	Berkeley
N	3	7	Washington State	7	Berkeley
N	10	0	USC	14	Los Angeles
N	17	13	Oregon	20	Berkeley
N	24	6	UCLA (12)	0	Berkeley
D	1	6	St. Mary's Pre-Flt.	0	Berkeley

Powell-Edmonston 83y TD pass (long until 9/11/76)

UCLA blocks punt, Cal scores TD on recovery

1946 – Won 2, Lost 7, Tied 0
Coach: Frank Wickhorst
Captain: Harry Pieper

S	28	7	Wisconsin	28	Berkeley
O	5	13	Oregon	14	Berkeley
O	12	20	St. Mary's (16)	13	Berkeley
O	19	6	UCLA (4)	13	Berkeley
O	26	6	Washington	20	Seattle
N	2	47	Washington State	14	Berkeley
N	9	0	USC (14)	14	Los Angeles
N	16	7	Oregon State	28	Berkeley
N	23	6	Stanford	25	Berkeley

Jack Jensen: 1st 100 yd rushing day by Cal player

Lynn "Pappy" Waldorf (1947-56)
67-32-4 (.670)



1947 – Won 9, Lost 1, Tied 0
Coach: Lynn O. Waldorf
Captains: John Graves, Harry Agler

S	20	33	Santa Clara	7	Berkeley
S	27	14	Navy	7	Berkeley
O	4	45	St. Mary's	6	Berkeley
O	11	48	(8) Wisconsin	7	Madison
O	18	21	(4) Washington State	6	Berkeley
O	25	14	(4) USC (10)	39	Berkeley
N	1	6	(14) UCLA (19)	0	Los Angeles
N	8	13	(12) Washington	7	Berkeley
N	15	60	(10) Montana	14	Berkeley
N	22	21	(9) Stanford	18	Palo Alto

83,000 attend at Memorial Cal: 432 yds rushing
F. Van Deren 3 rec/104 y
John Graves 14 att, 131 y
Cal 8 rushing TDs, 442 yds
Jensen-Keckley 80y pass

1948 – Won 10, Lost 1, Tied 0
Coach: Lynn O. Waldorf
Pacific Coast Conference Co-Champions
Captain: Gene Frassetto

S	18	41	Santa Clara	19	Berkeley
S	25	21	Navy	7	Baltimore
O	2	20	St. Mary's	0	Berkeley
O	9	40	(9) Wisconsin	14	Berkeley
O	16	42	(6) Oregon State	0	Berkeley
O	23	21	(4) Washington	0	Seattle
O	30	13	(4) USC	7	Los Angeles
N	6	28	(5) UCLA	13	Berkeley
N	13	44	(4) Washington State	14	Berkeley
N	20	7	(4) Stanford	6	Berkeley

Jack Jensen 12 att, 192 y
Jack Jensen 13 att, 112 y
Jack Swaner 12 att, 106 y
Jack Swaner 20 att, 119 y
Jack Jensen 27 att, 132 y
Will Lotter 85y int. ret. (TD)
Jensen 122y; Swaner 131y
Jensen 19 att, 170y; 67y punt

ROSE BOWL

J	1	14	(4) Northwestern (7)	20	Pasadena
---	---	----	----------------------	----	----------

Jack Jensen 67y TD run

1949 – Won 10, Lost 1, Tied 0
Coach: Lynn O. Waldorf
Pacific Coast Conference Champions
Captains: Rod Franz, Jim Turner

S	17	21	Santa Clara	7	Berkeley
S	24	29	St. Mary's	7	Berkeley
O	1	41	Oregon State	0	Portland
O	8	35	(10) Wisconsin	20	Madison
O	15	16	(9) USC (12)	10	Berkeley
O	22	21	(5) Washington	7	Berkeley
O	29	35	(4) UCLA (20)	21	Los Angeles
N	5	33	(4) Washington State	14	Berkeley
N	12	41	(4) Oregon	14	Berkeley
N	19	33	(3) Stanford (12)	14	Palo Alto

Charley Sarver 10 att, 115y
Frank Brunk: 102y KO ret. TD
Bob Celeri: 214 yds passing (1st 200+ yd passing game)
Jim Monachino 84y run

ROSE BOWL

J	2	14	(3) Ohio State (6)	17	Pasadena
---	---	----	--------------------	----	----------

Cal led, 7-0, at halftime

1950 – Won 9, Lost 1, Tied 1
Coach: Lynn O. Waldorf
Pacific Coast Conference Champions
Captains: Pete Schabaram, Jim Monachino

S	23	27	(14) Santa Clara	9	Berkeley
S	30	28	(14) Oregon	7	Portland
O	7	14	(9) Pennsylvania (20)	7	Berkeley
O	14	13	(7) USC	7	Los Angeles
O	21	27	(5) Oregon State	0	Berkeley
O	28	40	(5) St. Mary's	25	Berkeley
N	4	14	(6) Washington (12)	7	Seattle
N	11	35	(6) UCLA (19)	0	Berkeley
N	18	13	(4) San Francisco	7	Berkeley
N	25	7	(4) Stanford	7	Berkeley

John Olszewski 8 att, 111y
J. Monachino 10 att, 107 y
J. Olszewski 16 att, 134 y
Harry West 80y int. ret.
J. Olszewski 16 att, 119 y
J. Olszewski 18 att, 144 y
Cal allows 4 first downs
J. Olszewski 18 att, 118 y

ROSE BOWL

J	1	6	(5) Michigan (9)	14	Pasadena
---	---	---	------------------	----	----------

Cal led, 6-0, after 3 qtrs.

1951 – Won 8, Lost 2, Tied 0
Coach: Lynn O. Waldorf
Captains: Les Richter, Charlie Harris

S	22	34	(5) Santa Clara	0	Berkeley
S	29	35	Pennsylvania	0	Philadelphia
O	6	55	(2) Minnesota	14	Berkeley
O	13	42	(2) Washington State	35	Pullman
O	20	14	(1) USC (11)	21	Berkeley
O	27	35	(9) Oregon State (6)	14	Berkeley
N	3	7	(9) UCLA	21	Los Angeles
N	10	37	(17) Washington	28	Berkeley
N	17	28	(16) Oregon	26	Berkeley
N	24	20	(19) Stanford (3)	7	Palo Alto

Bill Powell 98y TD run (longest @ Cal)
Don Johnson 13 att, 111 y

Numbers in parentheses refer to team rankings at time of game. Number preceding opponent name is Cal's ranking, and number after opponent name is opponent ranking.

1952 – Won 7, Lost 3, Tied 0
Coach: Lynn O. Waldorf
Captains: John Olszewski, Bill Mais

S 20	34	(8) Pacific	13 Berkeley	J. Olszewski 20 att, 122 y
S 27	28	(8) Missouri	14 Berkeley	Don Johnson 12 att, 106 y
O 4	49	(4) Minnesota	13 Minneapolis	Don Johnson 84y TD run
O 11	41	(3) Oregon	7 Portland	J. Olszewski 17 att, 172 y
O 18	27	(3) Santa Clara	7 Berkeley	Tom Keough 68y punt
O 25	0	(4) USC (7)	10 Los Angeles	
N 1	7	(11) UCLA (7)	28 Berkeley	Don Johnson 98y KO
N 8	7	Washington	22 Seattle	return (TD)
N 15	28	Washington State	13 Berkeley	
N 22	26	Stanford	0 Berkeley	J. Olszewski 25 att, 122 y

1953 – Won 4, Lost 4, Tied 2
Coach: Lynn O. Waldorf
Captains: Tom Dutton, Al Talley

S 19	0	(14) Baylor (20)	25 Berkeley	
S 26	26	(14) Oregon State	0 Portland	
O 3	19	Ohio State (6)	33 Berkeley	
O 10	40	Pennsylvania (20)	0 Philadelphia	Jerry Drew 91y TD run
O 17	34	(16) San Jose State	14 Berkeley	
O 24	20	USC (11)	32 Berkeley	
O 31	7	UCLA (10)	20 Los Angeles	
N 7	53	Washington	25 Berkeley	Don Marks 16 att, 104 y
N 14	0	Oregon	0 Berkeley	
N 21	21	Stanford (16)	21 Palo Alto	

1954 – Won 5, Lost 5, Tied 0
Coach: Lynn O. Waldorf
Captains: Paul Larson, Jim Hanifan, Matt Hazeltine

S 18	13	(12) Oklahoma (2)	27 Berkeley	
S 25	45	(17) San Jose State	0 Berkeley	John Wilson 96y TD run
O 2	13	(18) Ohio State (14)	21 Columbus	
O 9	27	Oregon	33 Berkeley	
O 16	17	Washington State	7 Berkeley	
O 23	27	USC (17)	29 Los Angeles	Paul Larson 84y KO return
O 30	6	UCLA (3)	27 Berkeley	Paul Larson: 280 y pass
N 6	27	Washington	6 Seattle	
N 13	46	Oregon State	7 Berkeley	Jerry Drew 11 att, 283 y*
N 20	28	Stanford	20 Berkeley	Jerry Drew 13 att, 119 y

*Drew rushed 10 times for 268 yds in 2nd half (NCAA record until 10/6/90)

1955 – Won 2, Lost 7, Tied 1
Coach: Lynn O. Waldorf
Captain: Jim Carmichael

S 17	7	Pittsburgh	27 Pittsburgh	
S 24	13	Illinois	20 Berkeley	
O 1	27	Pennsylvania	7 Berkeley	
O 8	20	Washington State	20 Berkeley	
O 15	0	Oregon	21 Portland	
O 22	6	USC (10)	33 Berkeley	
O 29	0	UCLA (6)	47 Los Angeles	
N 5	20	Washington	6 Berkeley	
N 12	14	Oregon State	16 Berkeley	
N 19	0	Stanford (18)	19 Palo Alto	

1956 – Won 3, Lost 7, Tied 0
Coach: Lynn O. Waldorf
Captains: Don Gilkey, Herb Jackson

S 22	6	Baylor	7 Berkeley	
S 29	20	Illinois	32 Champaign	
O 6	14	Pittsburgh (7)	0 Berkeley	
O 13	13	Oregon State	21 Corvallis	
O 20	20	UCLA	34 Berkeley	
O 27	16	Washington	7 Seattle	
N 3	6	Oregon	28 Berkeley	
N 10	7	USC (16)	20 Los Angeles	
N 17	13	Washington State	14 Berkeley	
N 24	20	Stanford	18 Berkeley	Joe Kapp 18 att, 106 y

1957 – Won 1, Lost 9, Tied 0
Coach: Pete Elliott
Captains: Mike White, Bob Currie, Art Forbes

S 21	6	SMU	13 Berkeley	
S 28	7	Washington State	13 Pullman	
O 5	0	Michigan State (2)	19 Berkeley	
O 12	6	Navy	21 Berkeley	
O 19	12	USC	0 Berkeley	Cal penalized 172 yds.
O 26	6	Oregon (18)	24 Eugene	
N 2	14	UCLA	16 Los Angeles	
N 9	19	Oregon State	21 Berkeley	
N 16	27	Washington	35 Berkeley	Kapp-Olguin 80y TD pass
N 23	12	Stanford	14 Palo Alto	

1958 – Won 7, Lost 4, Tied 0
Coach: Pete Elliott
Pacific Coast Conference Champions
Captains: Joe Kapp, Jack Hart

S 20	20	Pacific	24 Berkeley	Joe Kapp 16 att, 132 y
S 27	12	Michigan State (4)	32 East Lansing	
O 4	34	Washington State	14 Berkeley	
O 11	36	Utah	21 Berkeley	Cal 670 yds. total offense
O 18	14	USC	12 Los Angeles	
O 25	23	Oregon	6 Berkeley	Joe Kapp 92y TD run
N 1	8	Oregon State	14 Corvallis	
N 8	20	UCLA	17 Berkeley	
N 15	12	Washington	7 Seattle	
N 22	16	(19) Stanford	15 Berkeley	Jack Hart 22 att, 103 y

ROSE BOWL
J 1 12 (16) Iowa (2) 38 Pasadena Cal's last Rose Bowl

1959 – Won 2, Lost 8, Tied 0
Coach: Pete Elliott
Captains: Pat Newell, Pete Domoto

S 19	20	Washington State	6 Spokane	Grover Garvin 92y punt
S 26	12	Iowa (13)	42 Berkeley	ret. (TD)
O 3	0	Texas (10)	33 Austin	
O 10	6	Notre Dame	28 Berkeley	
O 17	12	UCLA	19 Los Angeles	
O 24	20	Oregon State	24 Berkeley	Bill Patton 23 att, 111 y
O 31	7	USC (6)	14 Berkeley	
N 7	18	Oregon (15)	20 Eugene	Walt Arnold 21 att, 123 y
N 14	0	Washington (13)	20 Berkeley	Jerry Scattini 66y punt
N 21	20	Stanford	17 Palo Alto	

MARV LEVY (1960-63)
8-29-3 (.238)



1960 – Won 2, Lost 7, Tied 1
Coach: Marv Levy
Captains: Steve Bates, Bill Patton

S 17	3	Tulane	7 Berkeley	
S 24	7	Notre Dame	21 South Bend	
O 1	10	Army	28 Berkeley	
O 8	21	Washington State	21 Berkeley	
O 15	10	USC	27 Los Angeles	
O 22	0	Oregon	20 Berkeley	
O 29	14	Oregon State (15)	6 Corvallis	
N 5	0	UCLA (15)	28 Berkeley	Roger Stull 67y punt
N 12	7	Washington (6)	27 Seattle	
N 19	21	Stanford	10 Berkeley	

1961 – Won 1, Lost 8, Tied 1
Coach: Marv Levy
Captain: Jim Burress

S 23	3	Texas (4)	28 Berkeley	
S 30	7	Iowa (1)	28 Iowa City	
O 7	14	Missouri	14 Columbia	Alan Nelson 15 att, 124 y
O 14	21	Washington	14 Berkeley	(77y TD run)
O 21	14	USC	28 Berkeley	
O 28	16	Penn State	33 University Park	
N 4	15	UCLA	35 Los Angeles	
N 11	14	Air Force	15 Berkeley	
N 18	7	Kansas	53 Berkeley	Rudy Carvajal 77y run
N 25	7	Stanford	20 Palo Alto	

1962 – Won 1, Lost 9, Tied 0
Coach: Marv Levy
Captain: Larry Balliett

S 22	10	Missouri	21 Berkeley	
S 29	25	San Jose State	8 Berkeley	Alan Nelson 21 att, 133 y
O 6	24	Pittsburgh	26 Berkeley	
O 13	7	Duke	21 Durham	
O 20	6	USC (3)	32 Los Angeles	
O 27	21	Penn State	23 Berkeley	Craig Morton 274y pass
N 3	16	UCLA	26 Berkeley	
N 10	0	Washington	27 Seattle	
N 17	21	Kansas	33 Lawrence	
N 24	13	Stanford	30 Berkeley	Bill Turner 8 rec, 108 y

1963 – Won 4, Lost 5, Tied 1
Coach: Marv Levy
Captain: Jim Anderson

S 21	15	Iowa State	8	Berkeley	
S 28	0	Illinois	10	Champaign	
O 5	15	Pittsburgh (9)	35	Pittsburgh	Jim Blakeney 85y KO
O 12	22	Duke	22	Berkeley	return (TD)
O 19	34	San Jose State	13	Berkeley	
O 26	6	USC	36	Berkeley	Tom Blanchfield 92y KO ret.
N 2	25	UCLA	0	Los Angeles	
N 9	26	Washington	39	Berkeley	Jack Schraub 9 rec, 133 y
N 16	35	Utah	22	Salt Lake City	
N 30	17	Stanford	28	Palo Alto	Blanchfield 69y punt ret. TD

RAY WILLSEY (1964-71)
40-42-1 (.488)



1964 – Won 3, Lost 7, Tied 0
Coach: Ray Willsey
Captains: Craig Morton, Ron Calegari

S 19	21	Missouri	14	Berkeley	
S 26	14	Illinois (3)	20	Berkeley	Jack Schraub 13 rec, 132 y
O 3	20	Minnesota	26	Berkeley	Craig Morton 257y pass
O 10	9	Miami	7	Miami	
O 17	27	Navy	13	Berkeley	
O 24	21	USC	26	Los Angeles	
O 31	21	UCLA	25	Berkeley	Craig Morton 288y pass
N 7	16	Washington	21	Seattle	Jerry Walter 66y punt
N 14	0	Utah	14	Berkeley	Jack Schraub 9 rec, 133 y
N 21	3	Stanford	21	Berkeley	

1965 – Won 5, Lost 5, Tied 0
Coach: Ray Willsey
Captains: Jim Phillips, Stan Dzura

S 18	6	Notre Dame (3)	48	Berkeley	
S 25	7	Michigan (4)	10	Ann Arbor	Michigan led 10-0 at half
O 2	17	Kansas	0	Berkeley	Kansas held to 97 net yds.
O 9	24	Air Force	7	Colo. Springs	
O 16	16	Washington	12	Berkeley	Cal QB Berry matriculated
O 23	3	UCLA	56	Los Angeles	at UW
O 30	21	Penn State	17	Berkeley	Hunt-Bradley 46y TD pass
N 6	0	USC (6)	35	Berkeley	at gun for upset
N 13	24	Oregon	0	Portland	Bobby Smith 90y int. ret.
N 20	7	Stanford	9	Palo Alto	

1966 – Won 3, Lost 7, Tied 0
Coach: Ray Willsey
Captains: John Beasley, Dan Goich

S 17	21	Washington State	6	Spokane	Don Guest: 108y punt ret. TD
S 24	7	Michigan (9)	17	Berkeley	(missed FG; Cal record)
O 1	30	Pittsburgh	15	Berkeley	J. Bradley 76y punt ret. (TD)
O 8	0	San Jose State	24	Berkeley	
O 15	24	Washington	20	Seattle	
O 22	15	UCLA (3)	28	Berkeley	Barry Bronk 276 pass yds
O 29	15	Penn State	33	Univ. Park	Dan Berry 71y punt
N 5	9	USC (9)	35	Los Angeles	
N 12	3	Army	6	Berkeley	
N 19	7	Stanford	13	Berkeley	Rick Bennett 30 att, 111 y

1967 – Won 5, Lost 5, Tied 0
Coach: Ray Willsey
Captains: Bob Crittenden, George Gearhart

S 16	21	Oregon	13	Berkeley	Oregon: only 121y tot. off.
S 23	8	Notre Dame (1)	41	South Bend	
S 30	10	Michigan	9	Berkeley	Humphries-McGaffie 77y
O 7	14	Air Force	12	Berkeley	pass @ 2:01
O 14	14	UCLA (4)	37	Los Angeles	
O 21	14	Syracuse	20	Syracuse	
O 28	6	Washington	23	Berkeley	
N 4	12	USC (1)	31	Berkeley	Cal led 2-0 in 1st qtr.
N 11	30	San Jose State	6	Berkeley	SJS held to 0 yds. rushing
N 18	26	Stanford	3	Palo Alto	Cal scores 21 4th qtr. pts.

Numbers in parentheses refer to team rankings at time of game. Number preceding opponent name is Cal's ranking, and number after opponent name is opponent ranking.

1968 – Won 7, Lost 3, Tied 1
Coach: Ray Willsey
Captains: John McGaffie, Mike McCaffrey

S 21	21	Michigan	7	Ann Arbor	Cal: 15 rushing 1st downs
S 28	10	Colorado	0	Berkeley	W. Stewart 12 rec, 144 y
O 5	46	(18) San Jose State	0	Berkeley	102 plays by Cal
O 12	7	(16) Army	10	West Point	
O 19	39	UCLA	15	Berkeley	UCLA led 15-13 at halftime
O 26	43	(11) Syracuse (10)	0	Berkeley	Ron Miller 50y FG
N 2	7	(8) Washington	7	Seattle	1st game on artificial turf
N 9	17	(11) USC (1)	35	Los Angeles	
N 16	36	(18) Oregon	8	Berkeley	Ron Miller 50y FG
N 23	0	(18) Stanford	20	Berkeley	Stanford, 17-0 at halftime
N 30	17	Hawaii	12	Honolulu	Gary Fowler 27 att, 206 y

1969 – Won 5, Lost 5, Tied 0
Coach: Ray Willsey
Captains: Irby Augustine, Jim Calkins

S 20	0	Texas (4)	17	Berkeley	
S 27	17	Indiana (10)	14	Bloomington	IU outgains Cal 326-217
O 4	31	Rice	21	Berkeley	Cal TDs at 0:53 and 0:29
O 11	44	Washington	13	Berkeley	Gary Fowler 18 att, 138 y
O 18	0	UCLA (8)	32	Los Angeles	
O 25	17	Washington State	0	Spokane	Fowler 26/109; Darby 22/106
N 1	9	USC (6)	14	Berkeley	USC winning TD with 0:57
N 8	3	Oregon State	35	Berkeley	
N 15	31	San Jose State	7	Berkeley	
N 22	28	Stanford (14)	29	Palo Alto	Dave Penhall 321 yds. pass

1970 – Won 6, Lost 5, Tied 0
Coach: Ray Willsey
Captains: Bob Richards, Phil Croyle

S 12	24	Oregon	31	Portland	Penhall-Sweeney 71y pass
S 19	15	Texas (2)	56	Austin	912 yds total game offense
S 26	56	Indiana	14	Berkeley	Cal: 531 yds. total offense
O 3	0	Rice	28	Houston	All scoring in 1st half
O 10	31	Washington	28	Seattle	Penhall-Todd 68y TD
O 17	21	UCLA (19)	24	Berkeley	UCLA TD at :04 remaining
O 24	45	Washington State	0	Berkeley	Cal 464 yds. total offense
O 31	13	USC (18)	10	Los Angeles	Wersching 46y FG at 4:59
N 7	10	Oregon State	16	Corvallis	Cal led 10-0 at halftime
N 14	35	San Jose State	28	Berkeley	Penhall-DeLapp 27y TD 1:33
N 21	22	Stanford (11)	14	Berkeley	Cal upsets Rose Bowl-bound Stanford

1971 – Won 6, Lost 5, Tied 0
Coach: Ray Willsey
Captains: Sherman White, Ray Youngblood

S 11	20	Arkansas (7)	51	Little Rock	
S 18	20	West Virginia	10	Berkeley	
S 25	34	San Jose State	10	Berkeley	
O 2	3	Ohio State (14)	35	Columbus	
O 9	30	Oregon State	27	Berkeley	Cruze-Sweeney 7y TD pass
O 16	24	Washington State	23	Spokane	on last play
O 23	31	UCLA	24	Los Angeles	Last win vs. UCLA until '90
O 30	0	USC (20)	28	Berkeley	Geoff DeLapp 11 rec, 116 y
N 6	7	Washington (20)	30	Berkeley	
N 13	17	Oregon	10	Eugene	
N 20	0	Stanford (18)	14	Palo Alto	

MIKE WHITE (1972-77)
34-31-1 (.523)



1972 – Won 3, Lost 8, Tied 0
Coach: Mike White
Captains: Steve Sweeney, Bob Kampa

S 9	10	Colorado (2)	20	Boulder	Bartkowski 261y passing
S 16	37	Washington State	23	Berkeley	
S 23	10	San Jose State	17	Berkeley	Fred Leathers 13 att, 106 y
S 30	27	Missouri	34	Columbia	Jay Cruze 354y passing
O 7	18	Ohio State (3)	35	Berkeley	
O 14	14	USC (1)	42	Los Angeles	
O 21	13	UCLA (11)	49	Berkeley	Steve Sweeney 6 rec, 148y
O 28	21	Washington	35	Seattle	Bill Armstrong 70y punt
N 4	31	Oregon	12	Berkeley	Steve Sweeney 6 rec, 118 y
N 11	23	Oregon State	26	Portland	Vince Ferragamo 285y pass
N 18	24	Stanford	21	Berkeley	Ferragamo-Sweeney 7y TD pass on last play

1973 – Won 4, Lost 7, Tied 0
Coach: Mike White
Captains: Kevin O'Dorisio, Fred Weber

S 15	0	Alabama (6)	66	Birmingham	Wesley Walker 10 KO ret.
S 22	7	Illinois	27	Berkeley	
S 29	51	Army	6	West Point	Cal 622y total offense
O 6	54	Washington	49	Berkeley	1096 yds total off. (Cal 625)
O 13	10	Oregon	41	Eugene	
O 20	24	Oregon State	14	Berkeley	Chuck Muncie 13 att, 108 y
O 27	21	UCLA (13)	61	Los Angeles	9 rushing TDs both teams
N 3	14	USC (9)	50	Berkeley	(Cal 3, UCLA 6)
N 10	19	San Jose State	9	Berkeley	
N 17	28	Washington State	31	Pullman	Wesley Walker 2 rec, 112 y
N 24	17	Stanford	26	Palo Alto	Chuck Muncie 22 att, 129 y

1974 – Won 7, Lost 3, Tied 1
Coach: Mike White
Captains: Steve Bartkowski, Rob Swenson

S 14	17	Florida	21	Gainesville	
S 21	17	San Jose State	16	Berkeley	
S 28	27	Army	14	Berkeley	Chuck Muncie 23 att, 136 y
O 5	31	Illinois (14)	14	Champaign	Ron VanderMeer: 54y FG
O 12	40	Oregon	10	Berkeley	Chuck Muncie 20 att, 126 y
O 19	17	Oregon State	14	Corvallis	
O 26	3	(20) UCLA	28	Berkeley	Steve Bartkowski 300 yds
N 2	15	USC (6)	15	Los Angeles	
N 9	52	(18) Washington	26	Seattle	Steve Bartkowski 316 yds
N 16	37	(19) Washington State	33	Berkeley	Steve Bartkowski 304 yds
N 23	20	(19) Stanford	22	Berkeley	Langford (Stan) 50y FG on last play; Bart 318y pass

1975 – Won 8, Lost 3, Tied 0
Coach: Mike White
Pacific-8 Conference Co-Champions
Captains: Chuck Muncie, Paul Von der Mehdn

S 13	27	Colorado	34	Boulder	Chuck Muncie 15 att, 112 y
S 20	10	West Virginia (20)	28	Berkeley	Chuck Muncie 24 att, 107 y
S 27	33	Washington State	21	Pullman	Jim Breech 50y FG
O 4	27	San Jose State	24	Berkeley	Roth-Walker 46y TD @ 1:08
O 11	34	Oregon	7	Eugene	Chuck Muncie 26 att, 207 y
O 18	51	Oregon State	24	Berkeley	Chuck Muncie 18 att, 149 y
O 25	14	UCLA (19)	28	Los Angeles	Chuck Muncie 23 att, 126 y
N 1	28	USC (4)	14	Berkeley	Chuck Muncie 18 att, 143 y
N 8	27	(18) Washington	24	Berkeley	Joe Roth 380 yds pass
N 15	31	(15) Air Force	14	Colorado Sp.	Chuck Muncie 14 att, 144 y
N 22	48	(13) Stanford	15	Palo Alto	Most points scored by Cal in Big Game

1976 – Won 5, Lost 6, Tied 0
Coach: Mike White
Captains: Joe Roth, Phil Heck

S 11	24	(15) Georgia (16)	36	Athens	Roth - Walker 88y TD
S 18	17	Oklahoma (4)	28	Norman	Joe Roth 284 y pass
S 25	31	Arizona State	22	Tempe	Markey Crane 17 att, 102 y
O 2	43	San Jose State	16	Berkeley	Wesley Walker 8 rec, 289 y
O 9	27	Oregon	10	Berkeley	
O 16	9	Oregon State	10	Corvallis	
O 23	19	UCLA (4)	35	Berkeley	
O 30	6	USC (4)	20	Los Angeles	
N 6	7	Washington	0	Seattle	Last win over Washington
N 13	23	Washington State	22	Berkeley	
N 20	24	Stanford	27	Berkeley	Jim Breech 52y FG

1977 – Won 7, Lost 4, Tied 0
Coach: Mike White
Captains: George Freitas, Burl Toler

S 10	27	Tennessee	17	Knoxville	Johnny Majors' debut at UT
S 17	24	Air Force	14	Berkeley	
S 24	28	Missouri	21	Columbia	Paul Jones 35 att, 200 y
O 1	52	(17) San Jose State	3	Berkeley	Cal: 42-0 at halftime
O 8	10	(14) Washington State	17	Pullman	
O 15	41	(20) Oregon State	17	Berkeley	Young-Hillmon 85-yd TD and
O 22	19	(15) UCLA	21	Los Angeles*	Young-Eddings 83-yd TD
O 29	17	USC (10)	14	Berkeley	#12 (Roth) retired at halftime
N 5	31	(17) Washington	50	Berkeley	George Freitas 9 rec, 139 y
N 12	48	Oregon	16	Eugene	Jesse Thompson 7 rec, 125 y
N 19	3	Stanford	21	Palo Alto	Jesse Thompson 6 rec, 102 y

*UCLA forfeit due to an ineligible player.

ROGER THEDER (1978-81)
17-28-0 (.378)



1978 – Won 6, Lost 5, Tied 0
Coach: Roger Theder
Captains: Duke Leffler, Ralph DeLoach

S 9	26	Nebraska (10)	36	Lincoln	Dan Melville: 84y punt
S 16	34	Georgia Tech	22	Atlanta	Rich Campbell 270 y pass
S 23	24	Pacific	6	Berkeley	Rich Campbell 277 y pass
S 30	28	West Virginia	21	Morgantown	Floyd Eddings 6 att, 135y
O 7	21	Oregon	18	Berkeley	Graumann-Smith TD @ 1:25
O 14	33	Arizona	20	Tucson	Campbell-Smith 80y TD pass
O 21	0	UCLA (10)	45	Berkeley	Cal threw NCAA record 10
O 28	17	USC (6)	42	Los Angeles	interceptions
N 4	21	Arizona State	35	Tempe	Rich Campbell 347y pass
N 11	22	Washington State	14	Berkeley	Paul Jones 46 att, 232 y
N 18	10	Stanford	30	Berkeley	

1979 – Won 6, Lost 6, Tied 0
Coach: Roger Theder
Captains: Paul Jones, Ron Hill

S 8	17	Arizona State (18)	9	Tempe	Rich Campbell 271y pass
S 15	10	Arizona	7	Tucson	Joe Cooper 31y FG at 0:02
S 22	13	San Jose State	10	Berkeley	Matt Bouza 10y TD at 0:47
S 29	10	Michigan (11)	14	Berkeley	Cal led 10-0 at halftime
O 6	14	Oregon	19	Eugene*	
O 13	45	Oregon State	0	Berkeley	Greg Woodard 9 rec, 118 y
O 20	27	UCLA	28	Los Angeles	Cal, 27-7 at halftime
O 27	14	USC (3)	24	Berkeley	Rich Campbell 266y pass
N 3	24	Washington (16)	28	Berkeley	Rich Campbell 322y pass
N 10	45	Washington State	13	Pullman	Rich Dixon 78y int. ret. TD
N 17	21	Stanford	14	Palo Alto	Cal stops Stanford at the 2

*Oregon forfeit due to ineligible player

GARDEN STATE BOWL

D 15	17	Temple	28	E. Rutherford	1st bowl since '59 Rose Bowl
------	----	--------	----	---------------	------------------------------

1980 – Won 3, Lost 8, Tied 0
Coach: Roger Theder
Captains: Rich Campbell, Ron Coccimiglio, Kirk Karaczoff

S 13	13	Florida	41	Tampa	Rich Campbell 43/53, 421y*
S 20	19	Army	26	West Point	
S 27	24	Arizona	31	Berkeley	Rich Campbell 350y pass
O 4	13	Michigan	38	Ann Arbor	
O 11	31	Oregon	6	Berkeley	Rich Campbell 293y pass
O 18	27	Oregon State	6	Berkeley	Mick Luckhurst 54y FG
O 25	9	UCLA (3)	32	Berkeley	
N 1	7	USC (7)	60	Los Angeles	
N 8	6	Arizona State	34	Tempe	
N 15	17	Washington State	31	Berkeley	
N 22	28	Stanford	23	Berkeley	Last game on grass at Cal

*NCAA record for completion %; most yds & 1st 400 yd game by Cal QB

1981 – Won 2, Lost 9, Tied 0
Coach: Roger Theder
Captains: Harvey Salem, Ron Rivera

S 5	28	Texas A&M	29	Berkeley	First game on turf at Cal
S 12	13	Georgia (6)	27	Athens	
S 19	14	Arizona	13	Tucson	
S 26	24	San Jose State	27	Berkeley	
O 10	26	Washington	27	Berkeley	
O 17	17	Arizona State (17)	45	Tempe	58 1st downs both teams
O 24	6	UCLA	34	Los Angeles	(Cal 21, ASU 37)
O 31	45	Oregon State	3	Berkeley	Mouse Davis resigns as
N 7	3	USC (3)	21	Berkeley	Off. Coord. prior to game
N 14	0	Washington State (17)	19	Spokane	
N 21	21	Stanford	42	Stanford	J. Torchio 312y pass

Numbers in parentheses refer to team rankings at time of game. Number preceding opponent name is Cal's ranking, and number after opponent name is opponent ranking.

JOE KAPP (1982-86)
20-34-1 (.373)



1982 – Won 7, Lost 4, Tied 0
Coach: Joe Kapp
Captains: Harvey Salem, Reggie Camp, Richard Rodgers

S 11 31	Colorado	17 Boulder	Bill McCartney's debut
S 18 28	San Diego State	0 Berkeley	Cal recovered 5 fumbles in
S 25 0	Arizona State (14)	15 Berkeley	1st qtr. (NCAA record)
O 2 26	San Jose State	7 Berkeley	
O 9 7	Washington (1)	50 Seattle	
O 16 10	Oregon	7 Berkeley	Gilbert-Lewis 26y TD 0:53
O 23 31	UCLA (11)	47 Berkeley	Wes Howell 5 rec, 136 y
O 30 28	Oregon State	14 Corvallis	
N 6 0	USC (16)	42 Los Angeles	
N 13 34	Washington State	14 Berkeley	Cal 24-8 in 4th qtr.
N 20 25	Stanford	20 Berkeley	The Play: 57 yds, 5 laterals on last play of game

1983 – Won 5, Lost 5, Tied 1
Coach: Joe Kapp
Captains: Gale Gilbert, Ron Rivera, Richard Rodgers

S 3 19	Texas A&M	17 Col. Station	Rivera records safety @ 0:57
S 10 14	San Diego State	28 San Diego	David Lewis 5 rec, 115 y
S 17 30	San Jose State	9 Berkeley	Randy Pratt 50y FG
O 1 33	Arizona	33 Berkeley	Cal comes back from 26-3 down to tie game
O 8 17	Oregon	24 Eugene	R. McDougald 4 rec, 100 y
O 15 45	Oregon State	19 Berkeley	1st game under lights @ Cal
O 22 16	UCLA	20 Pasadena	Pratt 54y FG; Gilbert 341yds
O 29 9	USC	19 Berkeley	
N 5 26	Arizona State	24 Berkeley	Gale Gilbert 300y pass
N 12 6	Washington State	16 Pullman	
N 19 27	Stanford	18 Stanford	

1984 – Won 2, Lost 9, Tied 0
Coach: Joe Kapp
Captains: Gale Gilbert, John Haina, Dave Pillsbury

S 8 13	Arizona	23 Tucson	
S 15 28	Pacific	12 Berkeley	Cal: 94 plays (5th best total)
S 22 14	Oregon	21 Berkeley	Gale Gilbert 253y pass
S 29 18	San Jose State	33 Berkeley	R. McDougald 9 rec, 158 y
O 6 19	Arizona State	14 Tempe	
O 13 6	Oregon State	9 Corvallis	
O 20 14	UCLA	17 Berkeley	
O 27 7	USC (20)	31 Los Angeles	
N 3 14	Washington (1)	44 Seattle	
N 10 7	Washington St.	33 Berkeley	
N 17 10	Stanford	27 Berkeley	

1985 – Won 4, Lost 7, Tied 0
Coach: Joe Kapp
Captains: Mark Stephens, Hardy Nickerson, Ken Pettway

A 31 48	San Jose State	21 Berkeley	Cal up 42-3 in 3rd qtr.
S 7 19	Washington St.	20 Pullman	Ed Barbero 26 att, 120 y
S 14 20	Oregon State	23 Portland	Nielsen (OSU) 20y FG at gun
S 21 17	Arizona	23 Berkeley	
O 5 39	Missouri	32 Columbia	59 1st downs (C 24, M 35)
O 12 12	Washington	28 Berkeley	Cal 32 1st downs, 98 plays
O 19 27	Oregon	24 Eugene	Cal overcomes 21-0 deficit to win game
O 26 7	UCLA (17)	34 Pasadena	
N 2 8	Arizona State	30 Berkeley	Bedford-Hicks 79y TD
N 9 14	USC	6 Berkeley	Marc Hicks 113 yds, 2 TDs
N 23 22	Stanford	24 Stanford	Cal down 24-0 in 3rd qtr.

1986 – Won 2, Lost 9, Tied 0
Coach: Joe Kapp
Captains: Gary Hein, Doug Riesenberger, Hardy Nickerson

S 13 15	Boston College	21 Chestnut Hill	
S 20 31	Washington St.	21 Berkeley	Cal up 28-0 at 12:59 2nd qtr.
S 27 14	San Jose State	35 Berkeley	Marc Hicks 6 rec, 107 y
O 4 18	Washington (12)	50 Seattle	Scott Tabor 78y punt
O 11 12	Oregon State	14 Berkeley	Troy Taylor debut at QB
O 18 10	UCLA (19)	36 Berkeley	
O 25 16	Arizona (14)	33 Tucson	Leland Rix 52y FG
N 1 9	Oregon	27 Berkeley	
N 8 0	Arizona State (5)	49 Tempe	Last Cal shutout until '93
N 15 3	USC (13)	28 Los Angeles	James Devers 5 rec, 131 y
N 22 17	Stanford (16)	11 Berkeley	Biggest upset in Big Game

BRUCE SNYDER (1987-91)
29-24-1 (.544)



1987 – Won 3, Lost 6, Tied 2
Coach: Bruce Snyder
Captains: Brian Bedford, Kam King, Ken Harvey, Darryl Stallworth

S 5 42	Pacific	0 Berkeley	Chris Richards 14 att, 154 y
S 12 25	San Jose State	27 Berkeley	Chris Richards 22 att, 106 y
S 19 23	Minnesota	32 Minneapolis	1st Cal game in dome
S 26 14	USC	31 Berkeley	Scott Tabor: 89y & 66y punts;
O 3 12	Tennessee (10)	38 Knoxville	Ernie Rogers TD catch as TE
O 10 23	Arizona	23 Berkeley	Taylor-Ford 79y TD pass
O 24 18	UCLA (8)	42 Pasadena	Troy Taylor 312y pass
O 31 20	Oregon	6 Eugene	Joel Dickson 4 sacks
N 14 38	Arizona State	20 Berkeley	Tyrone Moore 90y run
N 21 7	Stanford	31 Stanford	Stanford, 10-7 at halftime
N 28 17	Washington State	17 Tokyo	1st Cal gm. outside No. Amer.

1988 – Won 5, Lost 5, Tied 1
Coach: Bruce Snyder
Captains: Chris Richards, Darryl Ingram, Natu Tautagaloa, Majett Whiteside

S 10 30	Pacific	7 Berkeley	Robbie Keen 66y punt
S 17 16	Oregon State	17 Corvallis	Infamous 61-Minute Game
S 24 52	Kansas	21 Berkeley	Cal scores 38 pts. in 15:12
O 1 21	San Jose State	14 Berkeley	Troy Taylor 370y pass
O 8 13	Washington St.	44 Pullman	1096 yds, total offense
O 15 21	UCLA (2)	38 Berkeley	(Cal 505, WSU 591)
O 22 31	Temple	14 Berkeley	Troy Taylor 285y pass
O 29 10	Arizona	7 Tucson	
N 5 3	USC (2)	35 Los Angeles	Robbie Keen 52y FG
N 12 27	Washington	28 Seattle	Robbie Keen 55y FG
N 19 19	Stanford	19 Berkeley	Keen 20y FG blocked at gun

1989 – Won 4, Lost 7, Tied 0
Coach: Bruce Snyder
Captains: Troy Taylor, Tony Smith, David Ortega, Joel Dickson

S 9 19	Oregon	35 Eugene	Troy Taylor 305y pass
S 16 3	Miami (2)	31 Miami	
S 23 20	Wisconsin	14 Berkeley	Robbie Keen 53y FG
S 30 6	UCLA	24 Pasadena	
O 7 26	San Jose State	21 Berkeley	Robbie Keen 50y FG
O 14 15	USC (10)	31 Berkeley	Taylor - Treggs 75y TD pass
O 21 16	Washington	29 Berkeley	Robbie Keen 50y FG
O 28 14	Oregon State	25 Berkeley	
N 4 29	Arizona (15)	28 Berkeley	Down 21-0, Cal come back to win game; Taylor 368y
N 11 38	Washington St.	26 Berkeley	1st lighted Big Game
N 18 14	Stanford	24 Stanford	

1990 – Won 7, Lost 4, Tied 1
Coach: Bruce Snyder
Captains: Game Captains (Seniors)

S 8 28	Wisconsin	12 Madison	Hardy: 100y int. ret. (TD)
S 15 24	Miami (10)	52 Berkeley	White: 99y KO ret. (TD)
S 22 31	Washington St.	41 Pullman	Mike Pawlawski 284y pass
S 29 30	Arizona (18)	25 Tucson	
O 6 35	San Jose State	34 Berkeley	Cal 31 1st downs, 101 plays
O 13 31	Arizona State	24 Tempe	Cal 31-3 lead in 3rd qtr.
O 20 38	UCLA	31 Berkeley	5th straight game scoring
O 27 7	Washington (7)	46 Seattle	30+ pts. (school record)
N 3 31	USC (21)	31 Los Angeles	Keen missed 43y FG at gun
N 10 28	Oregon (20)	3 Berkeley	Brian Treggs 5 rec, 106 y
N 17 25	Stanford	27 Berkeley	Hopkins (Stan) 37y FG at gun

COPPER BOWL
D 31 17 Wyoming 15 Tucson 1st bowl win since 1/1/38

1991 – Won 10, Lost 2, Tied 0
Coach: Bruce Snyder
Captains: Game Captains (Seniors)

S 7 86	Pacific	24 Berkeley	5 ind., 12 tm. records set/tied
S 14 42	(24) Purdue	18 Berkeley	
S 21 23	(20) Arizona	21 Tucson	Brien 33y FG on last play
O 5 27	(18) UCLA (24)	24 Pasadena	Brien 47y FG at 0:30
O 12 45	(13) Oregon	7 Berkeley	Wolf Barber 33y int. ret. (TD)
O 19 17	(7) Washington (3)	24 Berkeley	Cal on UW 22 at final snap
O 26 41	(10) San Jose State	20 Berkeley	Russell White 80y TD run
N 2 52	(10) USC	30 Berkeley	Most pts by SC opp/White 229y
N 9 27	(7) Oregon State	14 Corvallis	Willard blocked punt (TD)
N 16 25	(6) Arizona State	6 Berkeley	Russell White 33 att, 125 y
N 23 21	(6) Stanford (21)	38 Stanford	Pawlawski-Dawkins 66y pass

CITRUS BOWL
J 1 37 (14) Clemson (13) 13 Orlando First back-to-back bowl win

KEITH GILBERTSON (1992-95)
20-26-0 (.435)



1992 – Won 4, Lost 7, Tied 0
Coach: Keith Gilbertson
Captains: Greg Zomalt, Al Casner, Mack Travis, Mick Barsala

S 5 46	(20) San Jose State	16 Berkeley	Biggest opening crowd at Cal
S 12 14	(17) Purdue	41 W. Lafayette	Cal down 38-3 at halftime
S 24 27	Kansas (24)	23 Lawrence	National TV on ESPN
O 3 42	Oregon State	0 Berkeley	1st Pac-10 shutout since '79
O 10 16	(24) Washington (1)	35 Seattle	Tied 7-7 at halftime
O 17 24	USC (18)	27 Los Angeles	Cal led 24-13 w/ 6:00 left
O 24 17	Arizona	24 Berkeley	Sean Dawkins 9 rec, 142 y
O 31 48	UCLA	12 Berkeley	Biggest Cal win over UCLA
N 7 17	Oregon	37 Eugene	Russell White 29 att, 192 y
N 14 12	Arizona State	28 Tempe	1st game vs. Bruce Snyder
N 21 21	Stanford (13)	41 Berkeley	Sean Dawkins 9 rec, 144 y

1993 – Won 9, Lost 4, Tied 0
Coach: Keith Gilbertson
Captains: Doug Brien, Todd Steussie, Michael Davis, Eric Zomalt

S 4 27	UCLA	25 Pasadena	4th straight win over UCLA
S 11 45	San Diego State	25 Berkeley	Cal ahead 14-12 at half
S 18 58	(21) Temple	0 Philadelphia	1st Cal road shutout since '76
S 25 46	(20) San Jose State	13 Berkeley	1st downs: Cal 30, SJSU 12
O 2 42	(15) Oregon	41 Berkeley	Biggest deficit overcome to win (0-30); 3rd best NCAA history
O 9 23	(16) Washington (13)	24 Berkeley	Cal led 23-3 in 3rd qtr.
O 16 7	(20) Washington State	34 Pullman	Jerrott Willard 20 tackles
O 30 14	USC	42 Berkeley	Ryan Longwell 75-yd. punt
N 6 0	Arizona State	41 Tempe	Cal shut out 1st time since '86
N 13 24	Arizona (13)	20 Berkeley	Cal overcomes 0-20 deficit
N 20 46	Stanford	17 Stanford	Chapman 4 TDs
N 27 42	Hawaii	18 Honolulu	Barr 379y passing

ALAMO BOWL
D 31 37 Iowa 3 San Antonio Third straight bowl victory

1994 – Won 4, Lost 7, Tied 0
Coach: Keith Gilbertson
Captains: Brian Thure, Jerrott Willard, Artis Houston, Ricky Spears, Tyrone Edwards

S 10 20	San Diego State	22 San Diego	Aztecs win on FG on final play
S 17 7	Hawaii	21 Berkeley	UH 14 pts. on blocked punts
S 24 25	Arizona State	21 Berkeley	Cal scores 2 TDs in final 7:30
O 1 55	San Jose State	0 Berkeley	Most home points since 9/7/91
O 8 26	UCLA	7 Berkeley	1st 5-gm win streak over UCLA
O 15 7	Oregon	23 Eugene	Cal only 43y rushing
O 22 0	USC	61 Los Angeles	1st shutout by USC in 12 yrs.
O 29 23	Washington State	26 Berkeley	57y FG att. wide on last play
N 5 6	Arizona (18)	13 Tucson	No offensive TDs in game
N 12 19	Washington (22)	31 Seattle	Barnes 389y passing
N 19 24	Stanford	23 Berkeley	Edwards 205y rushing

1995 – Won 3, Lost 8, Tied 0
Coach: Keith Gilbertson
Captains: Dante DePaola, Je'Rod Cherry, Ben Lynch, Reynard Rutherford

S 2 9	San Diego State	33 San Diego	Cal only 50y rushing
S 9 24	Fresno State	25 Berkeley	1st grass home game in 14 yrs
S 23 40	San Jose State	7 Berkeley	8th straight win over Spartans
S 30 15	Arizona	20 Tucson	UA scores 14 pts in 15 secs.
O 7 16	USC (5)	26 Berkeley	Barnes' 1st int. in 133 att.
O 14 30	Oregon (15)	52 Berkeley	Longwell 27y, 46y and 49y FGs
O 21 13	Oregon State	12 Corvallis	Longwell 36y PAT for win
O 28 16	UCLA (24)	33 Los Angeles	UCLA's first win over Cal since 1989
N 4 27	Washington State	11 Berkeley	Cal scores 24 points in 2nd qtr
N 11 29	Arizona State	38 Berkeley	
N 18 24	Stanford	29 Stanford	Gonzalez 10 rec, 150 yds, 1 TD

STEVE MARIUCCI (1996)
6-6-0 (.500)



1996 – Won 6, Lost 6
Coach: Steve Mariucci
Captains: Pat Barnes, Brandon Whiting, Ryan Longwell

S 7 45	San Jose State	25 San Jose	Tarik Smith 183y in first start
S 14 42	San Diego State	37 Berkeley	N. Benjamin 153 all-purpose yds.
S 21 33	Nevada	15 Berkeley	Brandon Willis two 4th qtr TDs
S 28 48	Oregon State-3OT	42 Berkeley	First OT game; Matt Beck 2 int.
O 5 22	USC (17)	15 Los Angeles	A. Jacobs 2 sacks in last :60
O 19 18	(19) Washington State	21 Pullman	Bears fumble at WSU 1 in closing seconds
O 26 29	(25) UCLA	38 Berkeley	Bobby Shaw 12 rec for 168y
N 2 56	Arizona-4OT	55 Berkeley	Pat Barnes 8 TD passes, 503y
N 9 7	Arizona State (4)	35 Tempe	Dameane Douglas 4 rec, 60y
N 16 23	Oregon	40 Eugene	Deltha O'Neal 14 carries, 126y
N 23 21	Stanford	42 Berkeley	Stanford 220y rush, Cal 87y
ALOHA BOWL			
D 25 38	Navy	42 Hawaii	O'Neal: 100y KO ret. for TD on opening kick

TOM HOLMOE (1997-2001)
12-43-0 (.218)



1997 – Won 3, Lost 8
Coach: Tom Holmoe
Captains: Brandon Whiting, Bobby Shaw, Jeremy Newberry

S 6 35	Houston	3 Houston	Bears 497y and 28 1st downs
S 20 40	Oklahoma	36 Berkeley	Bobby Shaw 158y rec, 2 TDs
S 27 17	USC	27 Berkeley	Marquis Smith 12 tackles
O 4 34	Louisiana Tech	41 Shreveport	Deltha O'Neal 108y rush, 1 TD
O 11 3	Washington (10)	30 Berkeley	Matt Beck 9 tackles, 10y sack
O 18 37	Washington State (13)	63 Pullman	J. Vedder 351y pass, 3 TDs
O 25 17	UCLA (13)	35 Pasadena	Bobby Shaw 9 rec, 122y
N 1 33	Oregon State	14 Berkeley	Tarik Smith 125y on 25 carries
N 8 21	Arizona State (15)	28 Berkeley	D. Gardner 72y fum ret (TD)
N 15 38	Arizona-2OT	41 Tucson	2nd straight OT game vs. AZ
N 22 20	Stanford	21 Stanford	100th Big Game; Dameane Douglas 143y rec

1998 – Won 5, Lost 6
Coach: Tom Holmoe
Captains: Dameane Douglas, Matt Beck, Sekou Sanyika, John Welbourn

S 5 14	Houston	10 Berkeley	D. Douglas 34y TD with 2:07
S 12 3	Nebraska (4)	24 Berkeley	Cal down 14-3 with 3:00 left
S 19 13	Oklahoma	12 Norman	Marcus Fields 140 yds. rushing
S 26 24	Washington State	14 Berkeley	Cal scores 21 defensive points
O 10 32	USC (19)	31 Los Angeles	Cal rallies from 31-10 deficit
O 17 13	Washington	21 Seattle	UW's A. Mizin: 91y punt ret. (TD)
O 24 16	UCLA (2)	28 Berkeley	2 Cal drives end at UCLA 1-yd-line
O 31 20	Oregon State	19 Corvallis	Bears force 6 OSU turnovers
N 7 22	Arizona State	55 Tempe	ASU scores 24 points in last 11 min. of 1st half
N 14 23	Arizona (9)	27 Berkeley	Cal: 16 tackles for loss
N 21 3	Stanford	10 Berkeley	Stan rush: 10y; Cal rush: -36y

1999 – Won 4, Lost 7
Coach: Tom Holmoe
Captains: Matt Beck, Sekou Sanyika, Deltha O'Neal, Andre Carter, Mawuko Tugbenyoh, Kevin Doherty

S 4 21	Rutgers*	7 Berkeley	Marcus Fields 11-123 yds, TD
S 11 0	Nebraska (5)	45 Lincoln	LB Matt Beck hurt in 1st qtr
S 25 24	Arizona State*	23 Berkeley	Cal: 10 pts. in 4th qtr to win
O 2 7	Washington State	31 Pullman	Cal's 9th straight loss in Pullman
O 9 28	Brigham Young (24)	38 Provo	O'Neal, Marzett int ret for TDs
O 16 17	UCLA*	0 Pasadena	Cal's first shutout of UCLA since '50
O 23 27	Washington	31 Berkeley	Joe Igber 35 att, 182 yds, TD
O 30 17	USC*	7 Berkeley	Mawuko Tugbenyoh 4 sacks
N 6 7	Oregon State	17 Corvallis	OSU: 8-of-33 passing
N 13 19	Oregon	24 Berkeley	Down 24-0, Cal scores 19 in 2nd half
N 20 13	Stanford	31 Stanford	O'Neal: PR, KOR for TDs

* game later forfeited by Cal

2000 – Won 3, Lost 8
Coach: Tom Holmoe
Captains: Andre Carter, Chidi Iwuoma,
Reed Diehl, Jacob Waasdorp

S 9 24	Utah	21	Berkeley	Cal ahead 24-7 with 8:00 left
S 16 15	at Illinois (19)	17	Champaign	Harris: 9 of 12 punts inside Illinois 15-yard-line
S 23 3	at Fresno State	17	Fresno	Fresno held to 64y rushing
S 30 17	Washington State	21	Berkeley	WSU: 1st win at Cal since '94
O 7 10	at Arizona State	30	Tempe	Igber: 15 carries, 181 yards
O 14 46	UCLA-3OT (13)	38	Berkeley	Powell int in end zone in 3rd OT
O 21 24	at Washington (9)	36	Seattle	Cal up 24-13 with 11:00 to go
O 28 28	at USC	16	Los Angeles	Cal outscored USC 14-0 in second half
N 4 32	Oregon State (14)	38	Berkeley	Boller: 349y passing, 3 TDs
N 11 17	at Oregon (6)	25	Eugene	Ore: 5th straight win in series
N 18 30	Stanford-OT	36	Berkeley	First overtime Big Game

2001 – Won 1, Lost 10
Coach: Tom Holmoe
Captains: Scott Fujita, Marcus Fields, Dewey Hale,
Brandon Ludwig, Adam Sugarman

S 1 17	Illinois	44	Berkeley	Joe Igber: 116 yards rushing
S 8 16	Brigham Young	44	Berkeley	Marcus Fields: 5 rec, 79y
S 22 20	at Washington State	51	Pullman	Cal led 13-6 in 2nd Q
S 29 28	Washington (13)	31	Berkeley	Cal held 21-10 lead at half
O 13 7	Oregon (5)	48	Berkeley	Charon Arnold: 7 rec., 94y
O 20 17	at UCLA (4)	56	Pasadena	Holtfreter starts at QB
O 27 10	at Oregon State	19	Corvallis	Robertson starts at QB
N 3 24	Arizona	38	Berkeley	Cal trailed 38-3 in 4th Q
N 10 14	USC	55	Berkeley	
N 17 28	at Stanford (13)	35	Stanford	Asomugha: 2 Interceptions
N 23 20	at Rutgers	10	Piscataway	T. Williams: 185 yards rushing

Numbers in parentheses refer to team rankings at time of game. Number preceding opponent name is Cal's ranking, and number after opponent name is opponent ranking.

JEFF TEDFORD (2002-present)
15-11-0 (.577)



2002 - Won 7, Lost 5
Coach: Jeff Tedford
Captains: Nnamdi Asomugha, Kyle Boller,
Joe Igber, Matt Nixon

A 31 70	Baylor	22	Berkeley	Cal: 2 int returns for TD
S 7 34	New Mexico State	13	Berkeley	Banta-Cain: 4.5 sacks
S 14 46	Michigan State (15)	22	East Lansing	Powell: 90y punt ret
S 21 21	(23) Air Force	23	Berkeley	Jensen: 5 field goals
S 28 38	Washington State (16)	48	Berkeley	Igber: 111y rushing, 1 TD
O 5 34	Washington (12)	27	Seattle	Boller: 266y passing, 5 TDs
O 12 28	USC (20)	30	Los Angeles	Cal led 21-3 in 2Q
O 19 17	UCLA	12	Berkeley	Cal defense: 7 sacks
O 26 13	Oregon State	24	Corvallis	
N 9 55	Arizona State (25)	38	Tempe	Asomugha: 85y int ret
N 16 41	Arizona	52	Berkeley	Ward: 94y KO return
N 23 30	Stanford	7	Berkeley	First Big Game win since '94

2003 – Won 8, Lost 6
Coach: Jeff Tedford
Captains: Adimchinobe Echemandu, Aaron Rodgers,
Lorenzo Alexander, Donnie McCleskey

A 23 28	Kansas State	42	Kansas City	BCA Classic
A 30 34	Southern Miss	2	Berkeley	Cal: 260y rushing
S 6 21	Colorado State	23	Berkeley	CSU: winning FG with 1:57 left
S 11 24	Utah	31	Salt Lake City	McArthur: 8 catches, 130y
S 20 31	Illinois	24	Champaign	Strang: 68y punt ret. for TD
S 27 34	USC-3OT (3)	31	Berkeley	Cal hands USC only '03 loss
O 4 21	Oregon State	35	Berkeley	Echemandu: 146y rushing
O 18 20	UCLA-OT	23	Pasadena	Cal: Tying TD with 0:11 left
O 25 42	Arizona	14	Berkeley	Cal: All 6 TDs rushing
N 1 51	Arizona State	23	Tempe	Cal led 41-17 at half
N 8 17	Oregon	21	Eugene	
N 15 54	Washington	7	Berkeley	Cal: record 729y total off.
N 22 28	Stanford	16	Stanford	McArthur: 16 rec., 245y
INSIGHT BOWL				
D 26 52	Virginia Tech	49	Phoenix	35y FG as time expires


CALIFORNIA FOOTBALL ALL-TIME GAME MILESTONES

Gm.	Date	Cal Score	Opponent	Opponent Score	Site
1	Jan. 16, 1886	20	Wasps	2	Berkeley
100	Dec. 25, 1901	38	So. Cal. All-Stars	0	Los Angeles
200	Oct. 22, 1921	39	Oregon	0	Berkeley
300	Dec. 26, 1931	19	Georgia Tech	6	Atlanta, GA
400	Oct. 4, 1941	6	Washington State	13	Pullman, WA
500	Sept. 22, 1951	34	Santa Clara	0	Berkeley
600	Nov. 19, 1960	21	Stanford	10	Berkeley
700	Nov. 7, 1970	10	Oregon State	16	Corvallis, OR
800	Nov. 10, 1979	45	Washington State	13	Pullman, WA
900	Nov. 12, 1988	27	Washington	28	Seattle, WA
1000	Oct. 18, 1997	37	Washington State	63	Pullman, WA

CALIFORNIA FOOTBALL ALL-TIME VICTORY MILESTONES

Wins	Date	Cal Score	Opponent	Opponent Score	Site
1	Jan. 16, 1886	20	Wasps	2	Berkeley
100	Nov. 25, 1915	23	USC	21	Los Angeles
200	Nov. 1, 1930	46	Montana	0	Berkeley
300	Nov. 15, 1947	60	Montana	14	Berkeley
400	Nov. 30, 1968	17	Hawaii	12	Honolulu, HI
500	Nov. 11, 1989	38	Washington State	26	Berkeley

CAL BOWL APPEARANCES



ROSE BOWL JANUARY 1, 1921

CALIFORNIA 28
OHIO STATE 0

The world of college football may never again witness the sheer dominance displayed by California's legendary "Wonder Teams" of the 1920s, and the 1920 football team, in particular, will forever be remembered as one of the all-time great teams in the history of the sport. Under the genius of coach Andy


Smith, the Golden Bears completely dismantled opponents en route to an 8-0 record and made their first appearance in the Rose Bowl. Despite their record and the fact that they had outscored opponents by a total margin of 482-14, the Bears entered the contest as an underdog. Possibly because some Easterners had not yet developed much respect for athletes on the West Coast, a respected Ohio State team was predicted to beat California by six points.

The Bears wasted little time in refuting such predictions, as Pesky Sprott scored a touchdown early in the first quarter to give California a 7-0 lead. That only proved to be the beginning of what was to become a rout, as Andy Smith's team was able to score two more touchdowns in the second quarter while a ferocious Bear defense held Ohio State scoreless for a 21-0 halftime lead. One of the scores came on a piece of Wonder Team trickery, as Sprott pitched the ball to end Brick Muller on a reverse who heaved the ball over 50 yards to Brodie Stephens for the touchdown. That play helped California, which subsequently earned the unofficial national title, break the game open and is thought of as one of the most famous plays in the history of the Rose Bowl.

California	7	14	0	7	-	28
Ohio State	0	0	0	0	-	0

Cal Ohio State

Total First Downs	17	11
Net Yards Rushing	244	105
Passing (PC-PA)	6-9	11-24
Net Yards Passing	102	133
Total Net Yardage	346	238



ROSE BOWL JANUARY 1, 1922

CALIFORNIA 0
WASHINGTON & JEFFERSON 0

California's Wonder Team of 1921 may not have been quite as dominant as the 1920 squad, but it was no less successful on the football field. The Bears defeated every opponent they faced in the regular season, scoring a total of 167 points against conference opponents

while only allowing 10. California took a 9-0 record into its second straight Rose Bowl, and although the Bears were predicted to have an easy victory, steady rains had reduced the field to a quagmire, and coach Andy Smith predicted a 0-0 tie. The Bears were fortunate to escape with that, as they only gained 49 yards in total offense and had two first downs while Washington and Jefferson had a 36-yard touchdown run called back on an offside penalty. The Bears original strategy to use a wide-open passing attack was impossible given the condition of the field, and they instead had to rely

entirely on power. The results were almost disastrous for the Bears, but Archie Nisbet averaged 39.7 yards on 13 punts and deserved much credit for keeping the Presidents from the end zone.

Washington and Jefferson had a distinct advantage in maturity as most of the men on their team were older than the average college player, and California originally objected to having to play a team from a school whose scholarship requirements were far below that of California. The relatively unknown school representing the East was able to keep the Bears from scoring in the swamp-like condition of the field and put an end to California's winning streak at 18 games. It was important to note, however, that California had not yet tasted defeat and would not know it for another four years.

California	0	0	0	0	-	0
Wash. & Jeff.	0	0	0	0	-	0

Cal Wash. & Jeff.

Total First Downs	2	8
Net Yards Rushing	49	114
Passing (PC-PA)	2-6	1-4
Net Yards Passing	0	23
Total Net Yardage	49	137



ROSE BOWL JANUARY 1, 1929

GEORGIA TECH 8
CALIFORNIA 7

The Rose Bowl of 1929 will be remembered forevermore as one of the most amazing and most talked of games played in the history of collegiate football. California's 1928 team, under coach Nibs Price, faced an undefeated Georgia Tech squad in a very closely contested battle that was made most memorable


thanks to a single play by California's Roy Riegels. After a scoreless first quarter, the Bears threatened by moving the ball to Georgia Tech's 25-yard-line. They were unable to get any farther, however, and possession was lost on downs. The next play became one of the most famous (or infamous) of all time. Riegels, California's All-American center, placed his name in the game's lore when Georgia Tech's Stumpy Thomason was hit by the Bears Benny Lom at the Georgia Tech 30. Riegels, who was pursuing the play, scooped up the fumble and started in the right direction, but suddenly he spun around and headed the wrong way. Riegels had reached the Cal one-yard-line before Lom was able to spin him back around, only to be tackled by Georgia Tech. The play resulted in a safety when the Engineers blocked Lom's subsequent punt.

Georgia Tech had a 2-0 lead at halftime, but was able to score again in the third quarter for an 8-0 lead into the fourth quarter. The Bears were finally able to score late in the fourth quarter as Lom passed to Irv Phillips in the end zone, but it was too little, too late.

California	0	0	0	7	-	7
Georgia Tech	0	2	6	0	-	8

Cal Georgia Tech

First Downs (rush,pass)	11 (8,3)	5 (4,1)
Rushing (Att-Net Yds.)	51-204	42-166
Passing (PC-PA-Int)	4-12-1	1-3-0
Passing Yards	67	23
Total Offensive Plays	63	45
Total Net Yardage	271	189



ROSE BOWL

JANUARY 1, 1938

CALIFORNIA 13
ALABAMA 0


California returned to the Rose Bowl with the "Thunder Team" of 1937. With a devastating offensive backfield and a rock-solid defense, the Golden Bears trampled their opponents in the regular season, posting a 9-0-1 record and scoring a total of 201 points while allowing only 33. The Bears, under coach Stub

Allison, recorded 6 shutouts against opponents and utilized a punishing ground game which not only earned the team the nickname "The Thunder Team" but landed the undefeated team an appearance in the Rose Bowl.

In the Rose Bowl of 1938, the Bears recorded an impressive victory over Alabama, 13-0. California relied on their brilliant backfield of Vic Bottari and Sam Chapman to pave the way on offense, and on defense, the Bears rendered the Crimson Tide offense ineffective, holding Alabama scoreless. Following a fumble recovery by Perry Schwartz in the second quarter, the Bears marched 61 yards and scored on a four-yard run by Bottari. The only other score came early in the third quarter, when Bottari scored a second touchdown on another four-yard run, making the final margin 13-0. California had completed an undefeated season for the first time since the Wonder Teams of the 1920s, and was rewarded with the Golden Bears second and last National Championship.

California	0	7	6	0	-	13
Alabama	0	0	0	0	-	0

	<i>Cal</i>	<i>Alabama</i>
Total First Downs	11	11
Net Yards Rushing	192	140
Passing (PC-PA)	2-9	3-13
Passing Yards	16	40
Total Net Yardage	208	180



ROSE BOWL

JANUARY 1, 1949

NORTHWESTERN 20
CALIFORNIA 14

Coach Pappy Waldorf will forever be remembered as one of the greatest coaches ever at California, and his 1948 team was the first of three consecutive Golden Bear teams he would lead to the Rose Bowl. The Bears of 1948 crushed their opponents en route to an undefeated, 10 win season, earning the team

a berth in the Rose Bowl of 1949. The Bears scored nearly three times as many total points as they allowed, and proved themselves as the top team on the West Coast.

The Rose Bowl of 1949 was billed as a battle of wits, as it pitted Pappy Waldorf against one of his former players, Northwestern coach Bob Voight. It proved to be an outstanding game, as the Bears matched the running of Jackie Jensen and Jack Swaner against Frank Aschenbrenner, Ed Tunncliff, and Art Murakowski of Northwestern. Aschenbrenner opened the scoring with a 73-yard touchdown run in the first quarter, but Jensen returned the favor with a 67-yard scoring run of his own on the next series. The game may have been decided on a controversial touchdown in the second quarter, when Murakowski scored from the one-yard-line as he fumbled into the end zone. With Jensen sidelined with leg cramps, the Bears took the lead, 14-13, in the third quarter on a run by Swaner. Northwestern came back, however, to score the winning touchdown on a 43-yard run by Tunncliff with 2:59 left in the game. Although the Bears lost the game, the final Associated Press Poll ranked California as the fourth best team in the nation.

California	7	0	7	0	-	14
Northwestern	7	6	0	7	-	20

	<i>Cal</i>	<i>Northwestern</i>
First Downs (rush,pass,pen.)	12 (8,4,0)	6 (5,1,0)
Rushing (Att-Net Yds.)	54-173	45-273
Passing (PC-PA-Int)	6-16-4	1-4-0
Passing Yards	83	17
Total Offensive Plays	70	49
Total Net Yardage	256	290



Cal in action during the 1938 Rose Bowl against Alabama. The Golden Bears shut out the Crimson Tide for a 13-0 victory.



ROSE BOWL JANUARY 2, 1950

OHIO STATE 17
CALIFORNIA 14

The Golden Bears entered the 1950 Rose Bowl with a perfect 10-0 record and what many considered to be the West Coast's finest post-World War II team. Under coach Waldorf, the 1949 Bears were an even more dominant team than the previous year's Rose Bowl team, scoring an average of over 30 points per con-

test while only allowing slightly over 11 points per game. Unfortunately for California, however, luck was not on their side.

The Bears had built a 7-0 halftime lead on a seven-yard run by Jim Monachino, but Ohio State was able to score 14 unanswered points to open a 14-7 lead at the end of the third quarter. Monachino stunned the Buckeyes early in the final period when his 44-yard touchdown run tied the score at 14-14, but the Bears were to be denied once again. A bad punt by Bob Celeri gave Ohio State the ball deep in California territory late in the game and Ohio State's Jim Hague kicked a 17-yard game-winning field goal with 1:57 left in the contest. The Bears had managed to lose two consecutive Rose Bowls, but if it was any consolation, the final Associated Press Poll ranked the Golden Bears as the third best team in the country.

California	0	7	0	7	-	14
Ohio State	0	0	14	3	-	17

	<i>Cal</i>	<i>Ohio State</i>
First Downs (rush,pass,pen.)	12 (8,3,1)	19 (18,1,0)
Rushing (Att-Net Yds.)	40-133	67-221
Passing (PC-PA-Int)	3-13-4	5-14-1
Passing Yards	106	34
Total Offensive Plays	53	81
Total Net Yardage	239	255



ROSE BOWL JANUARY 1, 1951

MICHIGAN 14
CALIFORNIA 6

Pappy Waldorf took his Golden Bears team of 1950 to a third consecutive Rose Bowl. Again the Bears entered the Rose Bowl as an undefeated team that had laid waste to the Pacific Coast Conference. And once again California's string of hard-luck Rose Bowl defeats continued. The Bears appeared ready to give coach


Waldorf his first post-season victory, as they entered the game with a 9-0-1 record, having outscored opponents 218-76 during the season.

On the third play of the game, Pete Schabarum exploded on a 73-yard touchdown run that was wiped out because of a penalty. The Bears went ahead 6-0 in the second quarter on a 39-yard touchdown pass from Jim Marinos to Bob Cummings, and it looked as if the Bears might get that elusive Rose Bowl victory. After halftime, however, the Wolverines dominated the action. With only 5:37 left in the game, Michigan took the lead. Moments later they added a second touchdown to secure a 14-6 win over California.

Although Pappy was never able to lead California to a Rose Bowl victory, from the years 1947 to 1952, the Golden Bears compiled a 53-9-1 record under coach Waldorf. Even after the Bears lost to Michigan in 1951, California was ranked as high as the fourth best team in the nation in the final polls, making it three straight years that the Bears had finished among the top five teams in the country.

California	0	6	0	0	-	6
Michigan	0	0	0	14	-	14

	<i>Cal</i>	<i>Michigan</i>
First Downs (rush,pass,pen.)	12 (11,1,0)	17 (8,8,1)
Rushing (Att-Net Yds.)	51-175	39-145
Passing (PC-PA-Int)	4-8-0	15-21-2
Passing Yards	69	146
Total Offensive Plays	59	60
Total Net Yardage	244	291



ROSE BOWL JANUARY 1, 1959

IOWA 38
CALIFORNIA 12

California's last Rose Bowl appearance was one that many Old Blues would like to forget. Behind quarterback Joe Kapp and halfback Jack Hart, the Bears defeated both USC and UCLA en route to a 7-3 record and the Pacific Coast Conference Championship. California was the premier team on the West Coast

and on January 1, 1959, the Bears faced Iowa in the Rose Bowl.

The Bears weren't given much of a chance of upending Iowa and California was true to form as the Hawkeyes recorded a convincing 38-12 victory. The Bears could do little to stop Iowa's powerful rushing game, as the Hawkeyes broke the Rose Bowl record for rushing yardage (429) and total offense (516). Iowa's Bob Jeter erased another Rose Bowl record with an 81-yard touchdown run and finished with 194 yards on only nine carries. Iowa had a commanding 20-0 halftime lead, then increased it to 32-6 after three quarters. Hart was able to score a pair of second half TDs on two runs, but it was hardly enough to turn the tide.

California	0	0	6	6	-	12
Iowa	7	13	12	6	-	38

	<i>Cal</i>	<i>Iowa</i>
First Downs (rush,pass,pen.)	20 (15,5,0)	24 (18,5,1)
Rushing (Att-Net Yds.)	53-214	55-429
Passing (PC-PA-Int)	9-20-2	9-14-0
Passing Yards	130	87
Total Offensive Plays	73	69
Total Net Yardage	344	516



GARDEN STATE BOWL DECEMBER 15, 1979

TEMPLE 28
CALIFORNIA 17

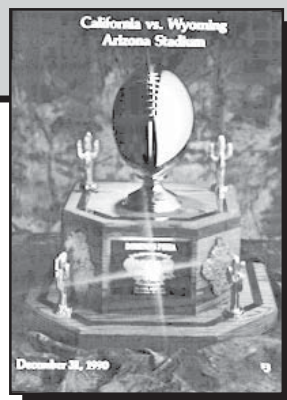
California returned to post-season play after 20 years at the 1979 Garden State Bowl. The Golden Bears of 1979, behind quarterback Rich Campbell, featured a good offense and a solid defense that only yielded 15 points per contest in the regular season. The Bears won their first two and last two games of the season, all on the road, including

impressive victories over Washington State and Stanford to bring home the Axe.

Facing Temple in the Garden State Bowl was no easy task for the Bears, as California failed to answer the Owls rushing attack and suffered a 28-17 defeat. The Owls took control of the game early, scoring on their first three possessions to open a 21-0 first quarter lead. Campbell put the Bears back in the game on a pair of second quarter touchdown passes to Matt Bouza and Joe Rose, and in the fourth quarter, Mick Luckhurst's 34-yard field goal pulled California within four at 21-17. That was as close as the Bears were able to

come, however, as Temple scored another touchdown late in the game for the win.

California	0	14	0	3	-	17
Temple	21	0	0	7	-	28
	Cal			Temple		
First Downs (rush,pass,pen.)	15 (3,11,1)			21 (17,4,0)		
Rushing (Att-Net Yds.)	24-23			59-300		
Passing (PC-PA-Int)	25-39-1			9-20-0		
Passing Yards	241			81		
Total Offensive Plays	63			79		
Total Net Yardage	264			381		



COPPER BOWL DECEMBER 31, 1990

CALIFORNIA 17
WYOMING 15

The 1990 Golden Bears surprised the college football world by refuting predictions that they would be a last place team, capturing a 6-4-1 record and finishing in the top-half of the conference for the first time since 1979. Perhaps most memorable in the regular season, California put an end to "The Streak"

by beating UCLA at Memorial Stadium and making a late rally to tie USC in Los Angeles. Under coach Bruce Snyder, the Bears had finally woken from their hibernation of the '80s and were hungry for their first bowl victory in more than half century.

Against Wyoming in the Copper Bowl, the Bears offense, which was very potent during the regular season, had its poorest showing of the season, gaining only 261 total yards. Fortunately, California's defense rose to the

occasion to yield a season-low 15 points. Quarterback Mike Pawlawski fired a 25-yard touchdown pass to Brian Treggs in the second quarter to give the Bears a lead they would never relinquish. Robbie Keen nailed a 46-yard field goal in the third quarter, and fullback Greg Zomalt bulled into the end zone from four yards out early in the fourth as the Bears built a 17-9 advantage. In the final minutes of the game, the Bears had to hold off a Cowboy rally that included a 70-yard punt return for a touchdown. However, California stuffed the two-point conversion attempt to seal the victory and gave Old Blues everywhere a special reason to celebrate New Year's Eve.

California	0	7	3	7	-	17
Wyoming	0	3	0	12	-	15
	Cal			Wyoming		
First Downs (rush,pass,pen.)	14 (5,9,0)			18 (7,10,1)		
Rushing (Att-Net Yds.)	46-89			32-129		
Passing (PC-PA-Int)	15-26-1			20-39-2		
Passing Yards	172			226		
Total Offensive Plays	72			71		
Total Net Yardage	261			355		



CITRUS BOWL JANUARY 1, 1992

CALIFORNIA 37
CLEMSON 13

The Golden Bears made back-to-back bowl appearances for the first time in more than 40 years at the Florida Citrus Bowl. Led by quarterback Mike Pawlawski and tailback Russell White, the Bears had their most explosive offense since the 1975 team won the national scoring championship; in fact, the 1991 team put more points on the board

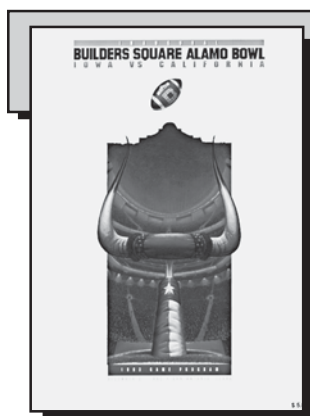
than any California team since the Wonder Team of 1920. The Bears brought a 9-2 record into their first Jan. 1 bowl game in 33 years, capping a season in which they scored a modern-day record 86 points against Pacific, won dramatic come-from-behind games at Arizona and at UCLA, and scored more points than any team in history against USC, a 52-30 whipping before a crowd of 70,000+ at Memorial Stadium.

In the Citrus Bowl, California faced a very tough Clemson squad that had one of the strongest defenses in college football, particularly against the rush. The Bears wasted little time being impressed, however, exploding for 17 first quarter points to leap to a comfortable lead before the Tigers knew what hit them. Among the first quarter highlights was a 72-yard punt return for a touchdown by Brian Treggs that just about crushed any hope Clemson had of coming back, as a ferocious Bear defense kept the Tigers at bay for the rest of the afternoon. Russell White gained 103 yards on 22 carries against a rush defense that had not allowed a 100-yard runner in nearly four years, and the Golden Bears proved to a national television audience that they were indeed one of the elite, Top-10 teams in the nation.

California	17	10	10	0	-	37
Clemson	3	7	3	0	-	13
	Cal			Clemson		
First Downs (rush,pass,pen.)	22 (8,11,3)			19 (13,5,1)		
Rushing (Att-Net Yds.)	42-146			44-206		
Passing (PC-PA-Int)	21-33-0			15-36-3		
Passing Yards	230			123		
Total Offensive Plays	75			80		
Total Net Yardage	376			329		



Brian Treggs returned a punt for a 72-yard TD in the 1992 Citrus Bowl.



ALAMO BOWL

DECEMBER 31, 1993

CALIFORNIA 37
IOWA 3


Riding a roller coaster of a regular season that began with five straight wins only to be followed by four consecutive losses and then three more victories, California received a bid to the inaugural Alamo Bowl in San Antonio, Texas, its third bowl in four years. The Bears scored on four of their first five possessions and

completely shut down the Iowa offensive attack, limiting the Hawkeyes to just 90 yards of total offense. As a result, Cal became the first Pac-10 school to post three bowl victories in the 1990s.

After three Doug Brien field goals gave Cal a 9-0 lead 20 minutes into the game, the Bears scored a pair of touchdowns in the final minute of the first half. With 35 seconds on the clock, quarterback Dave Barr hit Mike Caldwell for a six-yard scoring pass. Iowa tried to move quickly down field for a late score, but linebacker Jerrott Willard picked off a Paul Burmeister pass and rumbled 61 yards for the touchdown as time ran out, handing Cal a 23-0 halftime margin. Barr, who passed for two more scores in the second half to Iheanyi Uwaezuoke and Brian Remington, finished the game 21 of 28 for 266 yards, while Lindsey Chapman led the rushing attack with 89 yards. As a team, the Bears ended the contest with an impressive 43:14 to 16:46 time-of-possession advantage. The victory was so impressive that Cal was ranked among the Top-25 teams in the nation in the final polls.

California	6	17	7	7	-	37
Iowa	0	0	3	0	-	3

	Cal	Iowa
First Downs (rush,pass,pen.)	28 (14,13,1)	5 (2,3,0)
Rushing (Att-Net Yds.)	55-179	21-20
Passing (PC-PA-Int)	21-28-0	6-17-1
Passing Yards	266	70
Total Offensive Plays	83	38
Total Net Yardage	445	90



Dave Barr shows off the 1993 Alamo Bowl trophy.

Navy	7	21	0	14	-	42
California	13	22	3	0	-	38

	Cal	Navy
First Downs (rush,pass,pen.)	24 (7,17,0)	25 (12,12,1)
Rushing (Att-Net Yds.)	38-121	50-251
Passing (PC-PA-Int)	27-38-0	14-21-1
Passing Yards	313	395
Total Offensive Plays	76	71
Total Net Yardage	434	646



INSIGHT BOWL

DECEMBER 26, 2003

CALIFORNIA 52
VIRGINIA TECH 49

After 98 points and 1,081 yards of offense, the Insight Bowl came down to a 35-yard field goal try, and Tyler Fredrickson made the final kick of his Cal career as time expired to give the Bears a 52-49 victory over Virginia Tech.

Cal's Aaron Rodgers and Virginia Tech's Bryan Randall each flirted with

400 yards passing in an aerial duel that saw both teams rally from 14-point deficits. Rodgers was 27-of-35 for 394 yards and two touchdowns. He also ran for two scores and was named the game's offensive MVP. Randall was 24-for-34 for 398 yards and tied an Insight Bowl-record with four TD passes.


Chase Lyman, starting in place of injured WR Geoff McArthur, caught five passes for Cal bowl-record 149 yards, including a 33-yarder for a touchdown.

Rodgers, 15-for-17 for 245 yards in the second half, scored on an 8-yard option play to put Cal up 42-28 with 48 seconds left in the third quarter. Virginia Tech came back, though, and DeAngelo Hall reversed his field for a 52-yard punt return that tied the game at 49-49 with 3:11 remaining.

The winning drive came after Brandon Pace's kickoff went out of bounds and gave Cal the ball on the 35. Rodgers completed three passes to the Hokie 20-yard line, and a five-yard run by J.J. Arrington set up Fredrickson's winning field goal on the game's final play.

California	7	14	21	10	-	52
Virginia Tech	21	7	0	21	-	49

	VT	Cal
First Downs (rush,pass,pen.)	27 (8, 18, 1)	27 (9, 17, 1)
Rushing (Att-Net Yds.)	26-153	41-136
Passing (PC-PA-Int)	24-36-0	27-35-0
Passing Yards	398	394
Total Offensive Plays	62	76
Total Net Yardage	551	530



ALOHA BOWL

DECEMBER 25, 1996

NAVY 42
CALIFORNIA 38

In a game that followed a pattern established throughout the 1996 season, Cal provided plenty of offensive fireworks, but a porous defense proved to be the Bears undoing in a 42-38 defeat to Navy in the Jeep Eagle Aloha Bowl on Dec. 25. Cal seemed to have the game well in hand with a 10-point lead late in


the game, but reserve Navy quarterback Ben Fay came off the bench to rally the Midshipmen for a pair of touchdowns in the final eight minutes.

The game got off to a bang when Deltha O'Neal returned the opening kickoff 100 yards for a score. However, Cal missed the extra point and held a 6-0 lead 13 seconds into the contest. Once the Bears settled into their offense, they seemed to score at will in the first half, putting together drives of 81, 73, 35 and 61 yards en route to taking a 35-28 halftime lead. Quarterback Pat Barnes threw for three scores, two to wideout Bobby Shaw and one to tight end Sean Bullard, and O'Neal had a 31-yard TD scamper.

Cal, though, could manage only a 41-yard Ryan Longwell field goal in the second half, before Navy put on its late rush, culminating on a 10-yard TD run by Fay with 1:41 left in the contest.



BOWL RECORDS



Bob Celeri threw a 54-yard pass to Frank Brunk against Ohio State in the 1950 Rose Bowl.

INDIVIDUAL RECORDS

RUSHING

Attempts: 34, Vic Bottari vs. Alabama, 1938 Rose Bowl
Yards: 137, Vic Bottari vs. Alabama, 1938 Rose Bowl
Touchdowns: 2, many times. Last by Aaron Rodgers vs. Virginia Tech, 2003 Insight Bowl
Longest Rush: 67, Jackie Jensen vs. Northwestern, 1949 Rose Bowl

PASSING

Attempts: 38, Pat Barnes vs. Navy, 1996 Aloha Bowl
38, Rich Campbell vs. Temple, 1979 Garden State Bowl
Completions: 27, Pat Barnes vs. Navy, 1996 Aloha Bowl
27, Aaron Rodgers vs. Virginia Tech, 2003 Insight Bowl
Yards: 394, Aaron Rodgers vs. Virginia Tech, 2003 Insight Bowl
Touchdowns: 3, Pat Barnes vs. Navy, 1996 Aloha Bowl
3, Dave Barr vs. Iowa, 1993 Alamo Bowl
Interceptions: 3, Bob Celeri vs. Ohio State, 1950 Rose Bowl
Completion Percentage: 77.1% (27-35), Aaron Rodgers vs. Virginia Tech, 2003 Insight Bowl
Longest Pass: 54, Bob Celeri to Frank Brunk vs. Ohio State, 1950 Rose Bowl

RECEIVING

Receptions: 9, Tony Gonzalez vs. Navy, 1996 Aloha Bowl
Yards: 149, Chase Lyman vs. Virginia Tech, 2003 Insight Bowl
Touchdowns: 2, Bobby Shaw vs. Navy, 1996 Aloha Bowl
Longest Reception: 54, Frank Brunk from Bob Celeri vs. Ohio State, 1950 Rose Bowl

SCORING

Points: 13, Doug Brien vs. Iowa, 1993 Alamo Bowl
13, Doug Brien vs. Clemson, 1992 Citrus Bowl
Touchdowns: 2, many times. Last time: Deltha O'Neal vs. Navy, 1996 Aloha Bowl
Kicking Points: Doug Brien vs. Iowa, 1993 Alamo Bowl
13, Doug Brien vs. Clemson, 1992 Citrus Bowl
Extra Points: 7, Tyler Fredrickson vs. Virginia Tech, 2003 Insight Bowl
Field Goals: 3, Doug Brien vs. Iowa, 1993 Alamo Bowl
3, Doug Brien vs. Clemson, 1992 Citrus Bowl
Field Goal Attempts: 3, Doug Brien vs. Iowa, 1993 Alamo Bowl
3, Doug Brien vs. Clemson, 1992 Citrus Bowl
Longest Field Goal: 46, Robbie Keen vs. Wyoming, 1990 Copper Bowl

PUNTING


Punts: 13, Archie Nesbit vs. Washington & Jefferson, 1922 Rose Bowl
Punting Yards: 516, Archie Nesbit vs. Washington & Jefferson, 1922 Rose Bowl
Punting Average: 52.8, Ryan Longwell vs. Navy, 1996 Aloha Bowl
Longest Punt: 72, Ryan Longwell vs. Navy, 1996 Aloha Bowl

PUNT RETURNS


Returns: 5, Brian Treggs vs. Clemson, 1992 Citrus Bowl
Return Yards: 124, Brian Treggs vs. Clemson, 1992 Citrus Bowl
Longest Return: 72, Brian Treggs vs. Clemson, 1992 Citrus Bowl
Punt Return Touchdowns: 1, Brian Treggs vs. Clemson, 1992 Citrus Bowl

KICKOFF RETURNS

Returns: 6, Deltha O'Neal vs. Navy, 1996 Aloha Bowl
Return Yards: 186, Deltha O'Neal vs. Navy, 1996 Aloha Bowl
Longest Return: 100, Deltha O'Neal vs. Navy, 1996 Aloha Bowl
Kickoff Return Touchdowns: 1, Deltha O'Neal vs. Navy, 1996 Aloha Bowl (107 yards)



Matt Bouza racked up 114 yards receiving and scored one touchdown against Temple in the 1979 Garden State Bowl.



A two-sport star, Joe Kapp was a part of Rose Bowl (football) and Final Four (basketball) teams at Cal.

INTERCEPTIONS

Interceptions: 1, many times. Last time: Matt Beck vs. Navy, 1996 Aloha Bowl
Return Yards: 61, Jerrott Willard vs. Iowa, 1993 Alamo Bowl
Longest Return: 61, Jerrott Willard vs. Iowa, 1993 Alamo Bowl
Interception Return Touchdowns: 1, Jerrott Willard vs. Iowa, 1993 Alamo Bowl (61 yards)

FUMBLES

Recoveries: 1, many times. Last time: Andre Rhodes vs. Navy, 1996 Aloha Bowl
Return Yards: 5, Andre Rhodes vs. Navy, 1996 Aloha Bowl
Longest Return: 5, Andre Rhodes vs. Navy, 1996 Aloha Bowl
Fumble Return Touchdowns: 0

TACKLES

Total Tackles: 15, Greg Bracelin vs. Temple, 1979 Garden State Bowl
Tackles for Loss: 4, Jerrott Willard vs. Iowa, 1993 Alamo Bowl
Sacks: 2, many times. Last time: Jerrott Willard vs. Iowa, 1993 Alamo Bowl
Passes Broken Up: 2, many times. Last time: Don Lonon vs. Navy, 1996 Aloha Bowl

TEAM RECORDS

CALIFORNIA

Points: 52 vs. Virginia Tech, 2003 Insight Bowl
First Downs: 28 vs. Iowa, 1993 Alamo Bowl
Rushing Attempts: 55 vs. Iowa, 1993 Alamo Bowl
 55 vs. Iowa, 1959 Rose Bowl
Rushing Yards: 244 vs. Ohio State, 1921 Rose Bowl
Rushing Touchdowns: 5 vs. Virginia Tech, 2003 Insight Bowl
Passing Attempts: 39 vs. Temple, 1979 Garden State Bowl
Passing Completions: 27 vs. Navy, 1996 Aloha Bowl
 27 vs. Virginia Tech, 2003 Insight Bowl
Completion Percentage: 77.1% (27-35) vs. Virginia Tech, 2003 Insight Bowl
Passing Yards: 394 vs. Virginia Tech, 2003 Insight Bowl
Passing Touchdowns: 3 vs. Navy, 1996 Aloha Bowl
 3 vs. Iowa, 1993 Alamo Bowl
Had Intercepted: 4 vs. Ohio State, 1950 Rose Bowl
 4 vs. Northwestern, 1949 Rose Bowl
Total Plays: 83 vs. Iowa, 1993 Alamo Bowl
Total Yards: 530 vs. Virginia Tech, 2003 Insight Bowl
Fumbles: 2 many times. Last time: vs. Iowa, 1959 Rose Bowl
Penalties: 9 vs. Ohio State, 1950 Rose Bowl
Penalty Yards: 60 vs. Clemson, 1992 Citrus Bowl
Sacks: 7 vs. Wyoming, 1990 Copper Bowl
Tackles for Loss: 8 vs. Wyoming, 1990 Copper Bowl

OPPONENT

Points: 49, Virginia Tech, 2003 Insight Bowl
First Downs: 27, Virginia Tech, 2003 Insight Bowl
Rushing Attempts: 67, Ohio State, 1950 Rose Bowl
Rushing Yards: 429, Iowa, 1959 Rose Bowl
Rushing Touchdowns: 6, Navy, 1996 Aloha Bowl
Passing Attempts: 39, Wyoming, 1990 Copper Bowl
Passing Completions: 24, Virginia Tech, 2003 Insight Bowl
Completion Percentage: 71.4% (15-21), Michigan, 1951 Rose Bowl
Passing Yards: 398, Virginia Tech, 2003 Insight Bowl
Passing Touchdowns: 4, Virginia Tech, 2003 Insight Bowl
Had Intercepted: 3, Clemson, 1992 Citrus Bowl
Total Plays: 81, Ohio State, 1950 Rose Bowl
Total Yards: 646, Navy, 1996 Aloha Bowl
Fumbles: 5, Georgia Tech, 1929 Rose Bowl
Penalties: 10, Iowa, 1993 Alamo Bowl
Penalty Yards: 75, Temple, 1979 Garden State Bowl
Sacks: 5, Iowa, 1993 Alamo Bowl
Tackles for Loss: 11, Navy, 1996 Aloha Bowl



Linebacker Matt Beck had 48 tackles for loss as a Golden Bear from 1996-99.